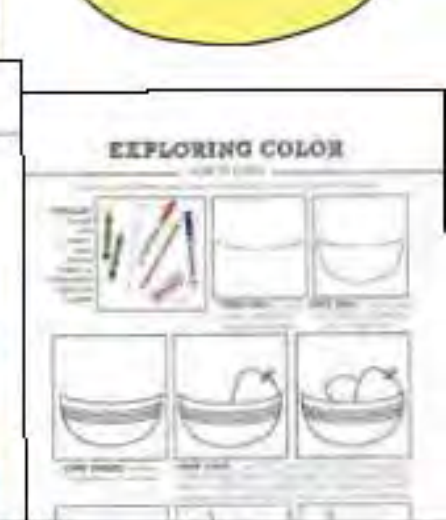


ART ACTIVITIES

START OF SCHOOL
KINDER UNIT
6 WEEKS



**FIRST SIX WEEKS OF ART IN KINDERGARTEN
INTRODUCE THE ELEMENTS OF ART**

ELEMENTS OF ART



This art unit is geared towards lower elementary designed with kindergarteners in mind.



**Cover the first SIX WEEKS of the year in kinder.
Perfect start of the year quick activity pack**



Teacher notes, demo slides included to help you guide the projects. No experience is needed!



Lesson plans, activities, presentations, and more.

WHAT YOU GET

Lesson Packs Typically Include:

- ✔ Lesson Plan, Teacher Notes
- ✔ Intro Presentation
- ✔ Project Guides
- ✔ Activities, Games
- ✔ Checklists
- ✔ Colour, color spelling

ELEMENTS OF ART UNIT

Explore Color and Value

Age Group: Kindergarten

Big Idea: Exploring color and value

Essential Questions:

- What are the elements of art?
- How can the elements of art, color, be used in a work of art?
- How can the elements of art, value, be used in a work of art?

Tasks:

- Learn about the elements of art
- Create artwork using color and value
- Take care of supplies and clean up after yourself

EXPLORING LINE

HOW-TO GUIDE

Try out different lines using different materials. Follow the steps below.





STEP ONE: Try using string or a pipe cleaner to make different styles of line. Not straight, turns, wavy, zig-zag, and more!



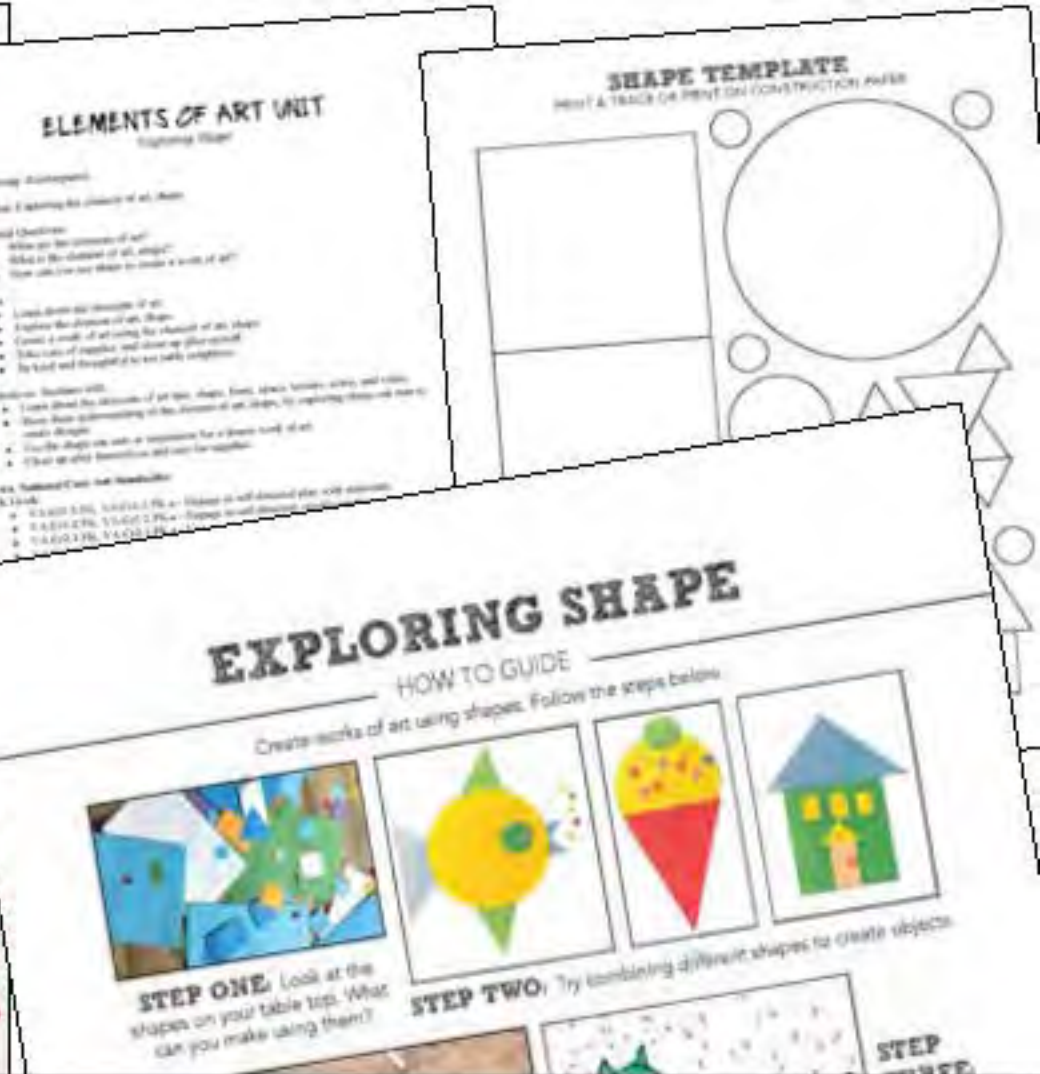
STEP TWO: Try making different lines using pipe cleaners. Try making a coil by wrapping a pipe cleaner around your finger. It becomes like a C!





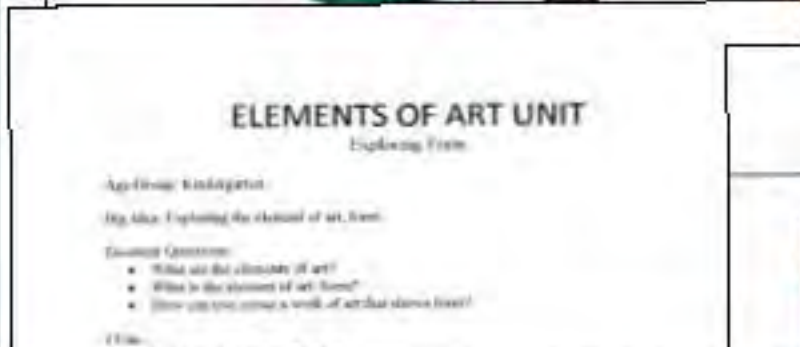
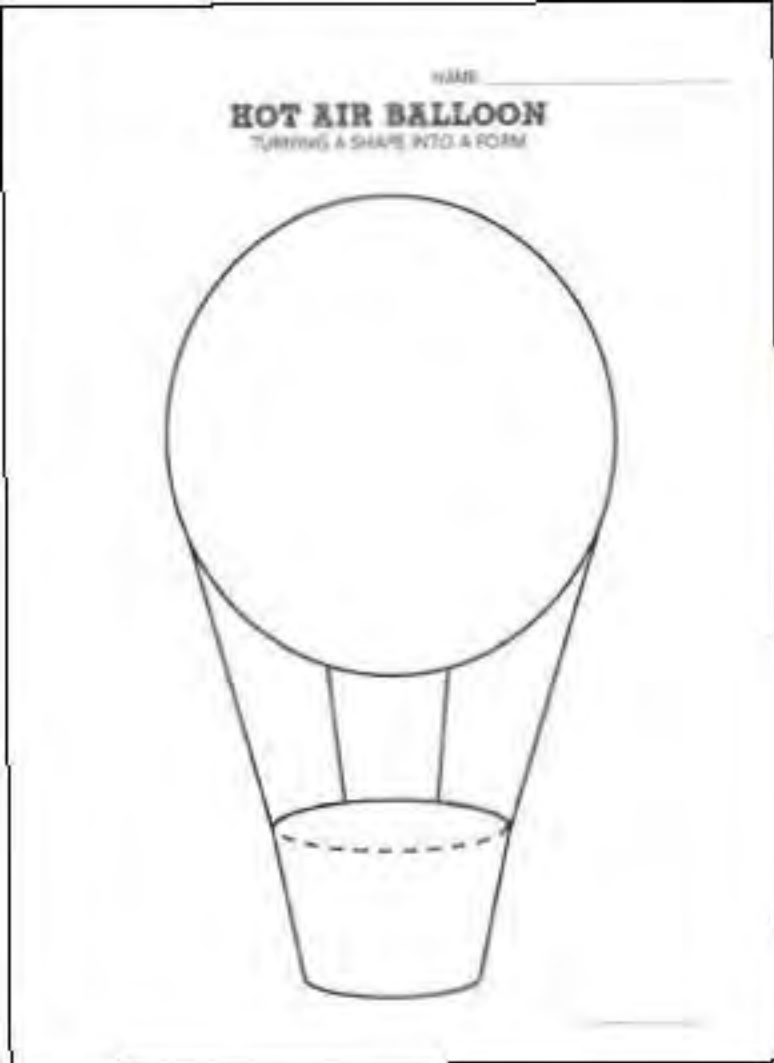
LINE

LESSON PLAN, TEACHER NOTES, PRESENTATION, LINE HANDOUT, POSTER, ACTIVITIES, GUIDES FOR 6 ACTIVITIES, CHECKLIST



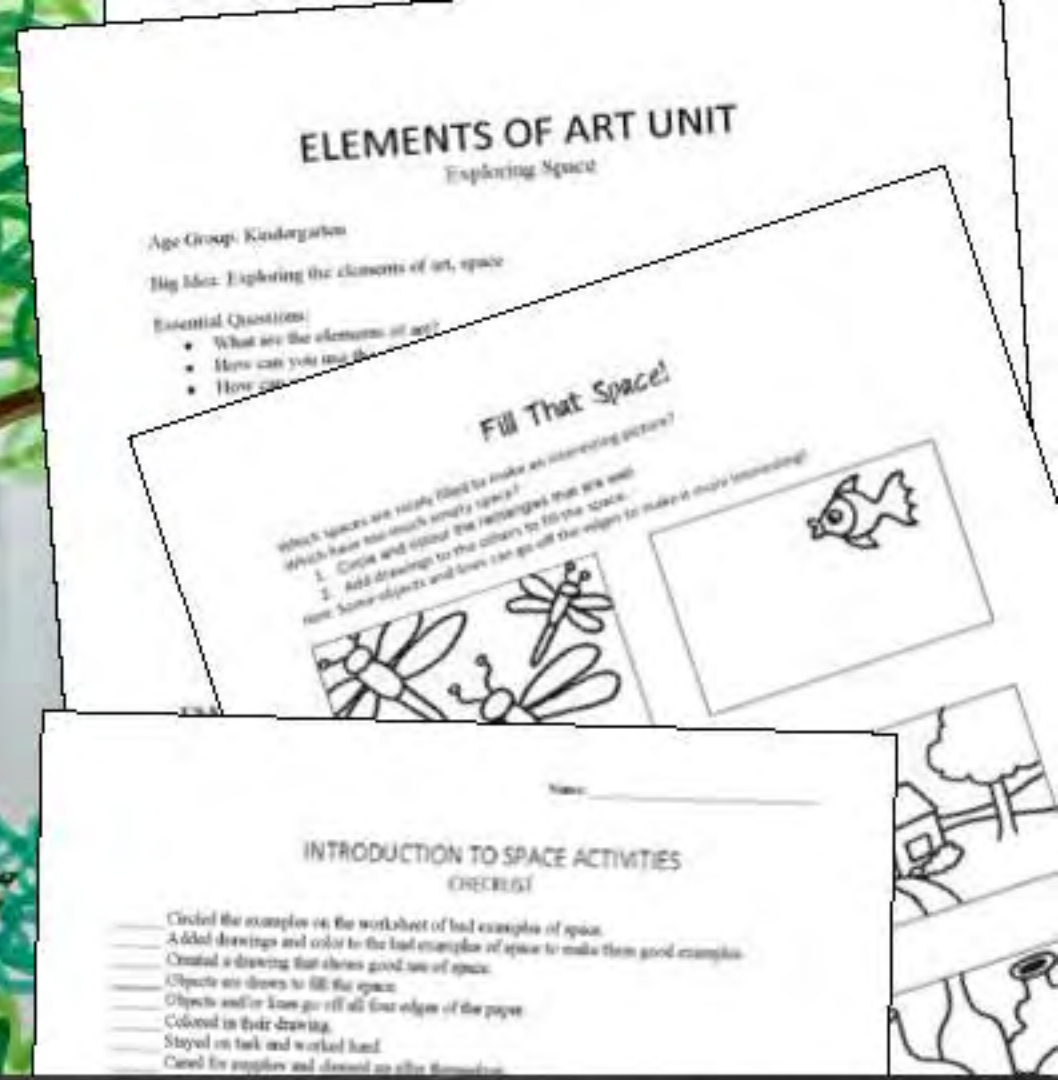
SHAPE

LESSON PLAN, PRESENTATION, SHAPES
TEMPLATES, ACTIVITY GUIDE, CHECKLIST




FORM

LESSON PLAN, PRESENTATION, 2 HOT AIR BALLOON
TEMPLATES, ACTIVITY GUIDE, CHECKLIST



SPACE

LESSON PLAN, PRESENTATION, SPACE ACTIVITY, CHECKLIST



ELEMENTS OF ART UNIT
Exploring Texture

Age Group: Kindergarten

Big Idea: Exploring the elements of art, texture

Essential Questions:

- What are the elements of art?
- What is the element of art, texture?
- How can you create a work of art that uses texture?

1. Can...

- Learn about the elements of art
- Explain the element of art, texture
- Create a work of art that shows texture
- Take care of supplies and clean up after myself
- Be kind and thoughtful to my table neighbors

...texture, color, and value.

EXPLORING TEXTURE
HOW TO GUIDE

All students should be able to create a work of art that shows texture.

STEP ONE: Exploring texture through observation. Students observe a textured surface and describe it using the five senses.

STEP TWO: Creating texture through observation. Students create a work of art that shows texture using the five senses.

STEP THREE: Exploring texture through observation. Students observe a textured surface and describe it using the five senses.

EXPLORING TEXTURE
HOW TO GUIDE

All students should be able to create a work of art that shows texture.

SUPPLIES: 10-15 sheets of paper, 2 sheets of paper, 10-15 sheets of paper, 10-15 sheets of paper, 10-15 sheets of paper, 10-15 sheets of paper.


STEP ONE: Exploring texture through observation. Students observe a textured surface and describe it using the five senses.

STEP TWO: Creating texture through observation. Students create a work of art that shows texture using the five senses.

STEP THREE: Exploring texture through observation. Students observe a textured surface and describe it using the five senses.

TEXTURE

LESSON PLAN, PRESENTATION, 2 HOT AIR BALLOON TEMPLATES, ACTIVITY GUIDE, CHECKLIST



COLOR & VALUE

LESSON PLAN, PRESENTATION, GAME GUIDE
& PRINTABLES, PROJECT GUIDE, CHECKLIST

BUYERS LOVE MY ART LESSONS:



This was so helpful to my students! The PowerPoint along with it was such a great resource and I will definitely be using this every year!



Fabulous resource! Students loved it!!!!
Thank you for sharing!"

CHECK OUT MORE PRODUCTS:



Check out more projects for elementary through high school students.

Grab early finishers for those quick artists or an entire curriculum so you can focus on teaching.

[VIEW MORE HERE](#)

LOOK BETWEEN THE LINES

BY WHITNEY PANETTA



I'm Whitney, a former art teacher turned art curriculum developer. I now focus on designing art lessons, resources, & full curriculums for elementary, middle, high school art teachers, homeschool parents, & general art enthusiasts.

I am so glad to still be connected to the world of art education and I love seeing my resources "in the wild" all over the globe. Reach out anytime with questions or comments at whitneywpanetta@gmail.com.