

ART ACTIVITIES

PRESENTATION ON ELEMENTS OF ART

What are the elements of art?

- Elements of art refer to the basics of a work of art that come together to create it.
- The elements of art include:
 - Line
 - Shape

space
texture
colour
elements of art
SHAPE FORM



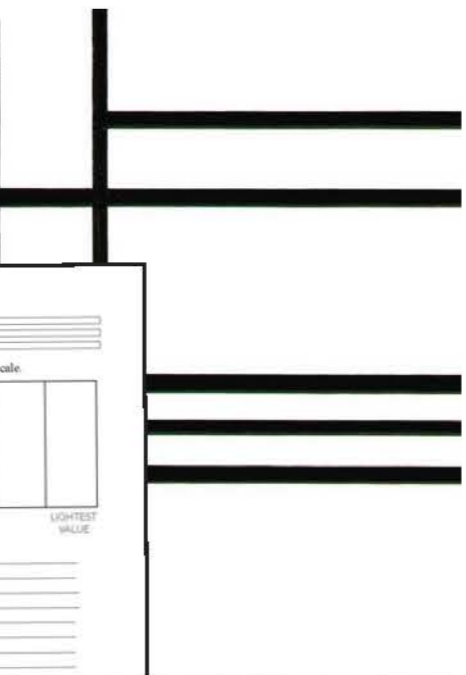
LINE

- Line is a mark that is longer than it is wide.
- Line can be used to create the outline of a subject, add a pattern, create texture, a sense of value, and more.
- Type of line include:
 - Horizontal
 - Vertical
 - Diagonal
 - Curved
 - and more



COLOUR

- Colours can be grouped in the colour wheel to create colour schemes.
- Primary colours are colours across the colour wheel. They



ELEMENTS OF ART
Building Blocks of Art

ELEMENTS OF ART
THE BUILDING BLOCKS OF ART

1. SHAPE

- Shape is: _____
- Geometric Shapes are: _____
- Organic Shapes are: _____

Artist 1 Name: _____
Born/Died: _____
Art Movement: _____
Fun Facts: _____

Artist 2 Name: _____
Born/Died: _____
Art Movement: _____
Fun Facts: _____

Add shapes to decorate the vases.

1. VALUE

- Value is: _____
- Highlights are: _____
- Shadows are: _____
- A value scale is: _____

Fill in the value scale.

DARKEST VALUE				LIGHTEST VALUE

Artist 1 Name: _____
Born/Died: _____
Art Movement: _____
Fun Facts: _____

Artist 2 Name: _____
Born/Died: _____
Art Movement: _____
Fun Facts: _____



A LOOK AT EVERY ELEMENT WITH ARTIST EXEMPLARS
LESSON PLAN, NOTE TAKING SHEET, CHECKLIST

ELEMENTS OF ART



This lesson pack is geared towards upper elementary, middle school, or high school age students.



Keep students engaged with active note taking and doodling while discussing the elements.



Elements of art focused presentation on line, shape, color, value, texture, form, and space.

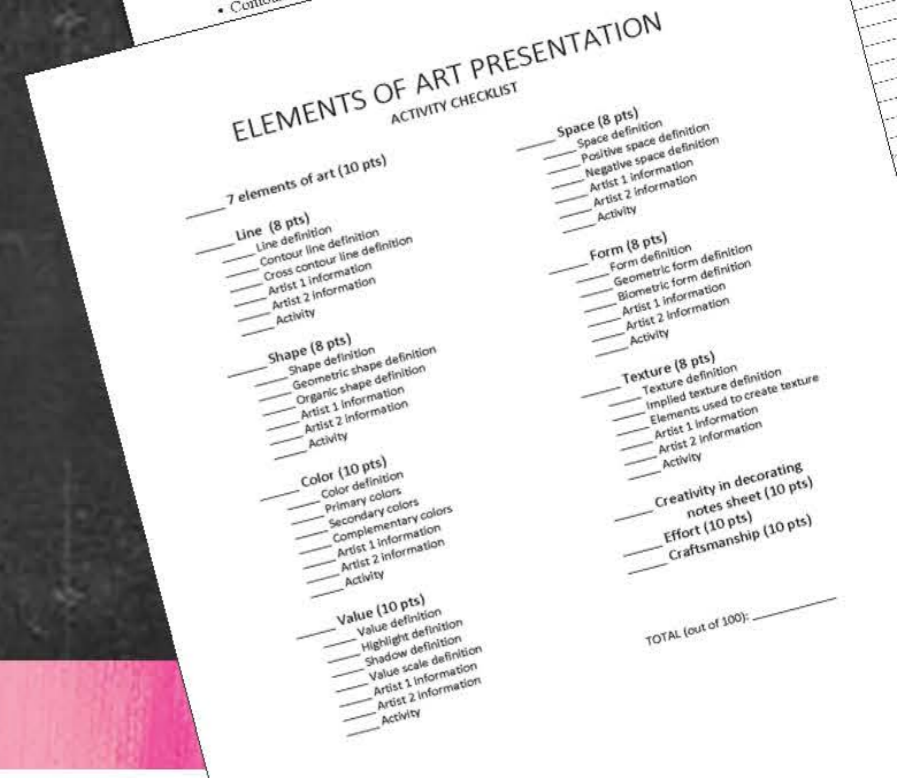
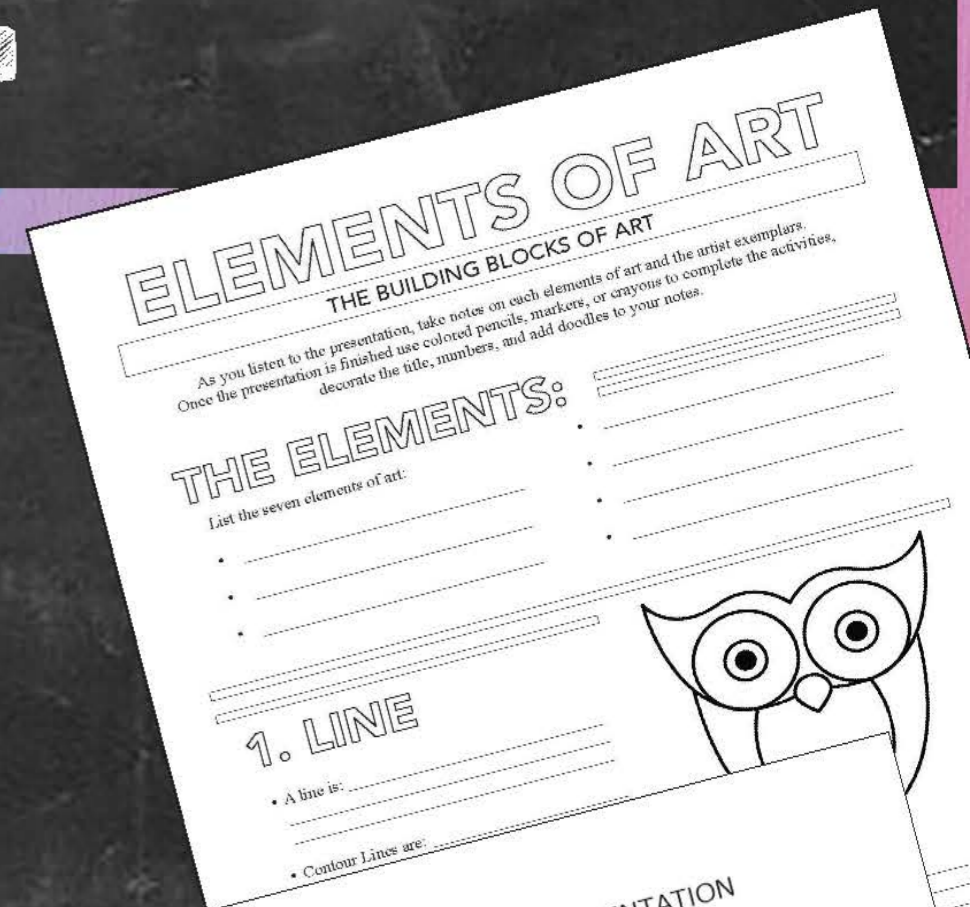


Guides, presentations, & everything you need to teach.

WHAT YOU GET

This Project Pack Includes:

- ✓ Lesson Plan (5 pages)
- ✓ Presentation (57 pages)
- ✓ Note taking sheet (4 pages)
- ✓ Checklist (5 pages)
- ✓ Color and Colour spelling



LESSON PLAN & TEACHER NOTES:

- BIG IDEA
 - ESSENTIAL QUESTIONS,
 - US NATIONAL STANDARDS
 - STEP-BY-STEP INSTRUCTIONS
 - CLASSROOM SET UP
 - TEACHING TIPS
- & MORE!

ELEMENTS OF ART Building Blocks of Art

BIG IDEA:

- The building block of art

ESSENTIAL QUESTIONS:

- What are the elements of art?
- How do the elements of art work together to create a work of art?
- How can you use the elements of art to create artwork?

OBJECTIVES: Students will...

- Learn about the seven elements of art
- Take notes
- Com
- prese

STANDARD

Elementary

Grade 4

- VA:R
- VA:R
releva

Grade 5

- VA:R
imager
- VA:R
context
identify

Middle School

Grade

- <https://www.pinterest.com/whitneywpanetta/look-mc-escher/>
- <https://www.pinterest.com/pin/49398927153840421/>
- [https://en.wikipedia.org/wiki/M. C. Escher](https://en.wikipedia.org/wiki/M._C._Escher)
- <https://www.pinterest.com/whitneywpanetta/look-mc-escher/>
- <https://www.pinterest.com/whitneywpanetta/look-romare-bearden/>
- [https://www.pinterest.com/Romare Bearden](https://www.pinterest.com/Romare_Bearden)
- [https://en.wikipedia.org/wiki/Romare Bearden](https://en.wikipedia.org/wiki/Romare_Bearden)
- <https://beardenfoundation.org/>
- <https://www.nga.gov/collection/artist-info.6845.html#works>
- <https://en.wikipedia.org/wiki/Michelangelo>
- [https://en.wikipedia.org/wiki/The Harlequin%27s Carnival#/media/File:The Harlequin's Carnival.jpg](https://en.wikipedia.org/wiki/The_Harlequin%27s_Carnival#/media/File:The_Harlequin's_Carnival.jpg)
- [https://en.wikipedia.org/wiki/Joan Mir%C3%B3](https://en.wikipedia.org/wiki/Joan_Mir%C3%B3)
- <https://www.thebroad.org/art/jean-michel-basquiat>
- <https://www.basquiat.com/collections/>
- <https://www.pinterest.com/whitneywpanetta/look-jean-michel-basquiat/>
- [https://en.wikipedia.org/wiki/Jean-Michel Basquiat](https://en.wikipedia.org/wiki/Jean-Michel_Basquiat)

VOCABULARY:

Elements of art: The building blocks of a work of art. The visual components of art are line, shape, space, texture, and value.

4

PAGES

What are the elements of art?

- Elements of art refer to the basics of a work of art that come together to create it.
- The elements of art include:
 - Line
 - Shape
 - Colour
 - Value
 - Space
 - Form
 - Texture

space
texture
colour

elements of art

SHAPE
value
FORM

LINE

LINE

- Line is a mark that is longer than it is wide.
- Line can be used to create the outline of a subject, add a pattern, create texture, a sense of value, and more.
- Type of line include:
 - Horizontal
 - Vertical
 - Diagonal
 - Curved
 - and so many more!

LINE

- Lines are often used to plan artwork, sketch ideas, and create the base drawings.
- A **CONTOUR LINE** is the outline of an object, showing the general shape of it.
- A **CROSS CONTOUR LINE** adds additional lines following the contour inside the object to create a sense of form.

CONTOUR LINE

CROSS CONTOUR LINE

LEONARDO DA VINCI

Look at how he uses line to create a contour of the horse.

Look how he uses hatching and cross hatching lines to add value.

Study of Horses, 1490

SHAPE

- Shapes can be combined to create more complex objects.
- Shapes can be repeated to create patterns.
- Shapes can be static, or unmoving, or appear to be moving, dynamic shapes.

PIET MONDRAIN

- Although lines are also a big focus in his artwork, the crossed lines create shapes.
- He emphasizes some of the shapes using primary colours: red, yellow, and blue.
- *Composition No. 10, 1939-1942*

VALUE

- Value is the lightness or darkness of a colour.
- Value can be used to create a sense of depth in a work of art or turn a shape into the illusion of a form.
- Add highlights, tints or lighter areas, and shadows, shades or darker areas, to add a range of value.

COLOUR

- There are a range of characteristics of colour.
- **HUE**: The name we give colour, for example: transparent or red.
- **VALUE**: How light or dark a colour is.
- **SHADE**: A darker version of a colour by adding black to it.
- **TINT**: A lighter version of a colour by adding white to it.

FORM

- Form is often used to describe sculptures, or three-dimensional objects.
- In two-dimensional art artists can create the illusion of form using perspective and value.
- You can have **GEOMETRIC FORM** or forms that are precise and regular.
- You can have **ORGANIC FORMS** or forms that are irregular and free flowing.

Using the Elements of Art

- When creating a work of art you use all the elements of art.
- Next time you create something consider which element of art stands out most.
- How can you emphasize that element of art?
- How can the other elements help support that one and make it better?

PRESENTATION:

IN-DEPTH LOOK AT EACH ELEMENT OF ART, 57 SLIDES

ELEMENTS OF ART

THE BUILDING BLOCKS OF ART

As you listen to the presentation, take notes on each element of art and the artist example. Once the presentation is finished use colored pencils, markers, or crayons to complete the activities, decorate the title, numbers, and add doodles to your notes.

THE ELEMENTS:


List the seven elements of art:

- _____
- _____
- _____

1. LINE

- A line is: _____
- Contour Lines are: _____
- Cross Contour Lines are: _____
- Artist 1 Name: _____
Born/Died: _____
Art Movement: _____
Fun Facts: _____

Add line patterns to the owl.



- Artist 2 Name: _____
Born/Died: _____
Art Movement: _____
Fun Facts: _____

1. SHAPE

- Shape is: _____
- Geometric Shapes are: _____
- Organic Shapes are: _____
- Artist 1 Name: _____
Born/Died: _____
Art Movement: _____
Fun Facts: _____



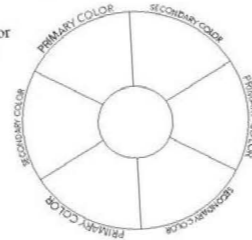
Add shapes to decorate the vases.

- Artist 2 Name: _____
Born/Died: _____
Art Movement: _____
Fun Facts: _____

1. COLOR

- Color is: _____
- Primary Colors: _____
- Secondary Colors: _____
- Complementary Colors: _____
- Artist 1 Name: _____
Born/Died: _____
Art Movement: _____
Fun Facts: _____

Fill in the color wheel.

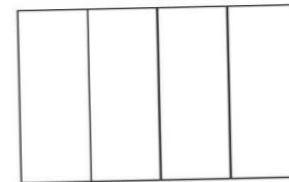


- Artist 2 Name: _____
Born/Died: _____
Art Movement: _____
Fun Facts: _____

1. VALUE

- Value is: _____
- Highlights are: _____
- Shadows are: _____
- A value scale is: _____
- Artist 1 Name: _____
Born/Died: _____
Art Movement: _____
Fun Facts: _____

Fill in the value scale.




DARKEST VALUE

- Artist 2 Name: _____
Born/Died: _____
Art Movement: _____
Fun Facts: _____

1. SPACE

- Space is: _____
- Positive Space is: _____
- Negative Space is: _____
- Artist 1 Name: _____
Born/Died: _____
Art Movement: _____
Fun Facts: _____

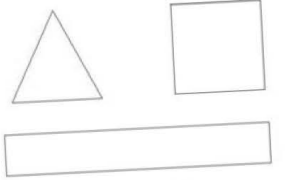


Use value to create a sense of space in the scene.

- Artist 2 Name: _____
Born/Died: _____
Art Movement: _____
Fun Facts: _____

1. FORM

- Form is: _____
- Geometric form is: _____
- Biometric form is: _____
- Artist 1 Name: _____
Born/Died: _____
Art Movement: _____
Fun Facts: _____



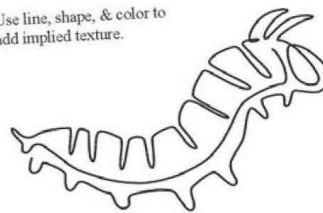
Turn the shapes into forms.

- Artist 2 Name: _____
Born/Died: _____
Art Movement: _____
Fun Facts: _____

1. TEXTURE

- Texture is: _____
- Implied texture is: _____
- Which elements of art can help create texture? _____
- Artist 1 Name: _____
Born/Died: _____
Art Movement: _____
Fun Facts: _____

Use line, shape, & color to add implied texture.



- Artist 2 Name: _____
Born/Died: _____
Art Movement: _____
Fun Facts: _____

ACTIVITIES

NOTE TAKING SHEET WITH ACTIVITIES, 4 PAGES

ELEMENTS OF ART PRESENTATION

ACTIVITY CHECKLIST

___ 7 elements of art (10 pts)

___ Line (8 pts)

- ___ Line definition
- ___ Contour line definition
- ___ Cross contour line definition
- ___ Artist 1 information
- ___ Artist 2 information
- ___ Activity

___ Shape (8 pts)

- ___ Shape definition
- ___ Geometric shape definition
- ___ Organic shape definition
- ___ Artist 1 information
- ___ Artist 2 information
- ___ Activity

___ Color (10 pts)

- ___ Color definition
- ___ Primary colors
- ___ Secondary colors
- ___ Complementary colors
- ___ Artist 1 information
- ___ Artist 2 information
- ___ Activity

___ Value (10 pts)

- ___ Value definition
- ___ Highlight definition

___ Space (8 pts)

- ___ Space definition
- ___ Positive space definition
- ___ Negative space definition
- ___ Artist 1 information
- ___ Artist 2 information
- ___ Activity

___ Form (8 pts)

- ___ Form definition
- ___ Geometric form definition
- ___ Biometric form definition
- ___ Artist 1 information
- ___ Artist 2 information
- ___ Activity

___ Texture (8 pts)

- ___ Texture definition
- ___ Implied texture definition
- ___ Elements used to create texture
- ___ Artist 1 information
- ___ Artist 2 information
- ___ Activity

___ Creativity in decorating
notes sheet (10 pts)

___ Effort (10 pts)

___ Craftsmanship (10 pts)

ELEMENTS OF ART PRESENTATION

ACTIVITY CHECKLIST

___ 7 elements of art (10 pts)

___ Line (8 pts)

- ___ Line definition
- ___ Contour line definition
- ___ Cross contour line definition
- ___ Artist 1 information
- ___ Artist 2 information
- ___ Activity

___ Shape (8 pts)

- ___ Shape definition
- ___ Geometric shape definition
- ___ Organic shape definition
- ___ Artist 1 information
- ___ Artist 2 information
- ___ Activity

___ Color (10 pts)

___ Space (8 pts)

- ___ Space definition
- ___ Positive space definition
- ___ Negative space definition
- ___ Artist 1 information
- ___ Artist 2 information
- ___ Activity

___ Form (8 pts)

- ___ Form definition
- ___ Geometric form definition
- ___ Biometric form definition
- ___ Artist 1 information
- ___ Artist 2 information
- ___ Activity

___ Texture (8 pts)

- ___ Texture definition

CHECKLIST

CHECK NOTE TAKING ACTIVITY COMPLETION

BUYERS LOVE MY ART LESSONS:



This was so helpful to my students! The PowerPoint along with it was such a great resource and I will definitely be using this every year!



Fabulous resource! Students loved it!!!!
Thank you for sharing!"

CHECK OUT MORE PRODUCTS:



VISUAL JOURNAL
EVERYTHING YOU NEED TO TEACH



GET EVERYTHING YOU NEED: LESSON PLAN, PRESENTATIONS, 11 HOW TO HANDOUTS, PROMPTS, POSTERS, MORE



ART ELEMENTARY
6 TYPES OF PRINTMAKING UNIT



6 PRINTMAKING PROJECTS; 6 DIFFERENT TYPES OF PRINTING FOR KINDERGARTEN THROUGH 5TH GRADE



ACTIVITY ELEMENTS OF ART
7 WORKSHEETS ELEMENTS OF ART



FRONT & BACK WORKSHEETS WITH ACTIVITIES & DIGITAL FILL IN OPTIONS



VISUAL JOURNAL PROJECT
MIDDLE & HIGH SCHOOL



WEEKLY, SELF-DIRECTED ART PROJECT



VISUAL JOURNAL
ROLL-A-DESIGN
3 HANDOUTS
1 POSTER



INSPIRE YOUR STUDENTS TO WORK IN THEIR JOURNALS AND SKETCHBOOKS



6 SHADING HANDOUTS ACTIVITIES POSTERS



FOR MIDDLE & HIGH SCHOOL ART CLASSES

Check out more projects for elementary through high school students.

Grab early finishers for those quick artists or an entire curriculum so you can focus on teaching.

[VIEW MORE HERE](#)

LOOK BETWEEN THE LINES

BY WHITNEY PANETTA



I'm Whitney, a former art teacher turned art curriculum developer. I now focus on designing art lessons, resources, & full curriculums for elementary, middle, high school art teachers, homeschool parents, & general art enthusiasts.

I am so glad to still be connected to the world of art education and I love seeing my resources "in the wild" all over the globe. Reach out anytime with questions or comments at whitneywpanetta@gmail.com.