

# ART ACTIVITY

## EARTH DAY ACTIVITY

### EARTH DAY

#### ACTIVITY GUIDE

Learn about the annual event, Earth Day, and the role artwork has played in bringing awareness to this important holiday.



Earth Day Poster,  
1970, Yukihiisa  
Isobe

#### FUN FACTS:

- 1: Gaylord Neslon, a US senator, is credited as the founder of Earth Day. He became interested in environmentalism after an oil spill in Santa Barbara, California in 1969. He proposed a nationwide teach-in that focused on environmentalism on April 22, 1970.
- 2: John McConnell, an environmental, peace activist, and Denis Hayes, an activist hired by Nelson to spread the word and organize the event, also played roles in founding it.
- 3: More than 20 million people participated in the first Earth Day event. It was held in New York City. Now around a billion people participate.
- 4: Now more than 190 countries include Earth Day on their calendars and celebrate it.
- 5: Earth Day posters are an important part of Earth Day. They are used to share information and advertise for the holiday. Important artists have donated their time and talent to create designs for the posters.

6: Artists, Robert Rauschenberg and Yukihiisa Isobe (pictured above), both created designs for the first Earth Day celebration. The organization earthday.org, works with artists to create the annual Earth Day poster. You can submit your posters designs on their website.

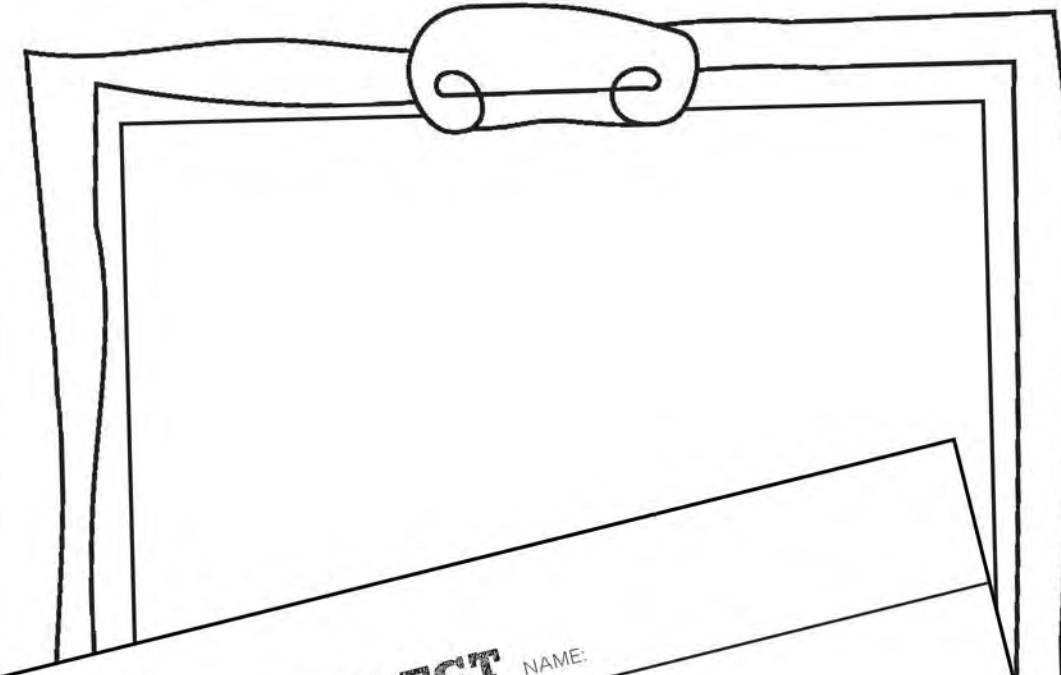
#### EARTH FACTS:

- 1: A single tree can supply a day's worth of oxygen for up to four people.
- 2: Technically the Earth isn't round. The planet is slightly wider around the middle, at the equator.
- 3: The Great Barrier Reef is the only living structure visible from outer space.
- 4: The Earth travels around the sun at 67,000 miles per hour.
- 5: Only 3% of the world's water is fresh water.
- 6: Close to 8 million metric tons of plastic go into the oceans every year. If this keeps up there could be more plastic than fish in our oceans in the future.
- 7: If humans continue to be proactive about cutting down on plastic, we can save the oceans.



### PRACTICE NAME:

Design your own Earth Day poster below. Think about the environmental issues that are important to you. Include a picture, the text, Earth Day, and the year.



### REFLECT NAME:

Check out Robert Rauschenberg's first Earth Day poster here:  
<https://www.rauschenbergfoundation.org/art/artwork/earth-day>  
Answer the questions below:

1. Describe the main image of the poster:

2. Describe the images around the main image:

other?

#### SUPPLIES:

- Pencil
- Eraser
- Colored Pencils
- Crayons

#### EARTH DAY POSTER ACTIVITY



# ELEMENTARY THROUGH HIGH SCHOOL ACTIVITY ACTIVITY LIST, GUIDE, & MORE



# EARTH DAY ART ACTIVITY



This lesson pack is geared towards elementary through high school age students.



**Perfect independent art activity to celebrate Earth Day.**



Teacher notes included to help you guide the activity.  
No art experience is needed!



**Earth day facts, reflection activity, poster design**



# WHAT YOU GET

## **This Activity Pack Includes:**

- ✓ Teacher Notes (1 page)
- ✓ Activity Guide (3 pages)
- ✓ Sub activity guide (1 page)



## EARTH DAY ACTIVITY

### TIPS FOR IMPLEMENTING

#### AGE GROUP:

- This was designed with elementary through high schoolers in mind.
- K-3<sup>rd</sup> grade can complete the poster design with help.
- 3<sup>rd</sup>-7<sup>th</sup> grade can complete the reflection and poster with help.
- 8<sup>th</sup> grade and older can complete all activities independently.

#### IMPLEMENTATION TIPS:

- Print one copy of the Earth Day facts sheet per table and laminate it for students to reference.
- Print off the reflection and poster design sheet front/back one per student.
- Read through the facts as a group with young artists. Print one poster design activity sheet per student to complete.
- Read through the facts and answer the reflection questions as a group with upper elementary and lower middle school students. Print one poster design activity per student for them to complete.
- Let upper middle and high school students read through the facts, answer the reflection questions, and complete the poster design independently.
- Display the Robert Rauschenberg poster for all the students to look at to be able to discuss it as a group or to answer the reflection questions individually.

#### FAST FINISHER:

## EARTH DAY POSTER

### ACTIVITY

#### SUPPLIES:

- Pencil
- Eraser
- Colored pencils, crayons, or markers
- Computer access to view the poster example.

#### ACTIVITY:

- Read through the Earth Day fun facts sheet.
- Look up the link on the reflections sheet to see Robert Rauschenberg's poster design.
- Answer the reflection questions.
- Collect your supplies, poster design sheet or a blank sheet of paper, pencil, eraser, colored pencils, crayons, or markers.
- Create your own Earth Day poster design.
- TIPS:
  - Think about an environmental issue you care about to create the main image about.
  - Think of a creative way to include the text.
  - Be sure to include the text, Earth Day, and the year.

**CHECKLIST:** Check off the drawings and techniques when they are complete.

- Read through the fun facts \_\_\_\_\_
- Completed the reflection questions \_\_\_\_\_
- Collected supplies to complete the activity \_\_\_\_\_

# TEACHER NOTES & SUB GUIDE



# EARTH DAY

## ACTIVITY GUIDE

Learn about the annual event, Earth Day, and the role artwork has played in bringing awareness to this important holiday.



Isobe (pictured above), both created designs for the first Earth Day celebration. The organization, earthday.org, works with artists to create the annual Earth Day poster. You can submit your own Earth Day posters designs on their website.

### EARTH FACTS:

- 1: A single tree can supply a day's worth of oxygen for up to four people.
- 2: Technically the Earth isn't round. The planet is slightly wider around the middle, at the equator.
- 3: The Great Barrier Reef is the only living structure visible from outer space.



### FUN FACTS:

- 1: Gaylord Nelson, a US senator, is credited as the founder of Earth Day. He became interested in environmentalism after an oil spill in Santa Barbara, California in 1969. He proposed a nationwide teach-in that focused on environmentalism on April 22, 1970.
- 2: John McConnell, an environmental, peace activist, and Denis Hayes, an activist hired by Nelson to spread the word and organize the event, also played roles in founding it.
- 3: More than 20 million people participated in the first Earth Day event. It was held in New York City. Now around a billion people participate.
- 4: Now more than 190 countries include Earth Day on their calendars and celebrate it.
- 5: Earth Day posters are an important part of Earth Day. They are used to share information and advertise for the holiday. Important artists have donated their time and talent to create designs for the posters.

- 6: Artists, Robert Rauschenberg and Yukihsa

## REFLECT NAME:

Check out Robert Rauschenberg's first Earth Day poster here <https://www.rauschenbergfoundation.org/art/artwork/earth-d>  
Answer the questions below:

1. Describe the main image of the poster:

---

---

---

2. Describe the images around the main image:

---

---

---

3. Why do you think Rauschenberg put these images together?

---

---

---

3. The mission of Earth Day is raising awareness about environmental issues and to protect our planet. Do you think this poster reflects this idea? Why or why not?

---

---

---

4. Do you like the poster design? Why or why not?

---

---

---

45 What would you include on an Earth Day poster? What environmental issue v


---

---

---

## PRACTICE NAME:

Design your own Earth Day poster below. Think about the environmental issues that are important to you. Include a picture, the text, Earth Day, and the year.



# ACTIVITY GUIDE

EARTH DAY FUN FACTS, POSTER REFLECTION ACTIVITY,  
EARTH DAY POSTER DESIGN ACTIVITY, 3 PAGES



# BUYERS LOVE MY ART LESSONS:




"The layout and design of the sheets is very visually engaging for students. My students were able to pick up the concepts quickly." -Kim



"Fabulous resource! Students loved it!!!!  
Thank you for sharing!"



# CHECK OUT MORE PRODUCTS:



Check out more projects for elementary through high school students.

Grab early finishers for those quick artists or an entire curriculum so you can focus on teaching.

[VIEW MORE HERE](#)



# LOOK BETWEEN THE LINES

## BY WHITNEY PANETTA



I'm Whitney, a former art teacher turned art curriculum developer. I now focus on designing art lessons, resources, & full curriculums for elementary, middle, high school art teachers, homeschool parents, & general art enthusiasts.

I am so glad to still be connected to the world of art education and I love seeing my resources "in the wild" all over the globe. Reach out anytime with questions or comments at [whitneywpanetta@gmail.com](mailto:whitneywpanetta@gmail.com).