

36 WEEKS



EVERYTHING FOR A YEAR, 3-5



This art curriculum is geared towards upper elementary designed with 3rd, 4th, and 5th graders in mind.



Cover the entire school year, 36 WEEKS in 3 grades.
Back to school, fall, winter, spring, summer, end of year.



Teacher notes, presentations, demo videos included to help you guide the projects. No experience is needed!



43 Lessons, 34 Projects, 64 Activities, 34 Demo Videos

WHAT YOU GET

Lesson Packs Typically Include:

- ✓ Lesson Plan, Teacher Notes
- ✓ Intro Presentation
- ✓ Project Guides
- ✓ Activities
- ✓ Checklists
- ✓ Colour, color spelling



ELEMENTARY ART

SCOPE, SEQUENCE, TIMELINE, YEAR CURRICULUM

WEEK	3RD	4TH	5TH
1	FIRST WEEK OF SCHOOL: Assign seats, review class procedures, class rules, and any first day information. All classes work on an elements of art review activity.		
	Introduce the elements of art. Students work on a line poster coloring activity. Optional: also complete texture	Review the elements of art. Students work on a shape poster coloring activity. Optional: also complete value	Review the elements of art. Students work on a color poster coloring activity. Optional: also complete space or form
2	How to Draw Using Shapes: <ul style="list-style-type: none">Review shapesIntroduce the project, students practice finding simple shapes in object to help them accurately redraw the object.	Abstract Watercolor Painting Project: <ul style="list-style-type: none">Review organic and geometric shapes.Sketch an abstract design.	Intro to Still Life Painting Project: <ul style="list-style-type: none">Practice activity, shapes to forms using pastels.
3	Impressionist Garden Painting Project: <ul style="list-style-type: none">Project introduction.Start garden drawing.	Abstract Watercolor Painting Project: <ul style="list-style-type: none">Finalize abstract design.Practice watercolor techniquesStart painting.	Still Life Painting Project: <ul style="list-style-type: none">Start drawing the still life.

15	Flowerpot Wrap Up Day: <ul style="list-style-type: none">If students are glazing or painting their flowerpot people have them glaze/paint.If you are leaving the flowerpots unglazed, fill pots with soil and grass seeds.Decorate bags if giving flowerpot people as gifts and to transport them home.	Funny Faces Animation Drawing/ Symmetrical Mask: <ul style="list-style-type: none">Finish editing movies, adding sound.Introduce symmetrical mask project for students to start while you work with groups to wrap movies.	I Am Me Project: <ul style="list-style-type: none">Finish their blast word.Decorate a frame.Take pictures of students.

ELEMENTARY ART

3-5 GRADES YEAR CURRICULUM
PROJECT LIST

- THIRD GRADE:
- FIRST SEMESTER
- Elements of Art Introduction, line poster activity (1 day)
 - How to Draw Using Shapes (1 day)
 - Impressionist Landscape Painting (5 days)
 - Magazine Weaving (2 days)
 - Egyptian Cartouche (5 days)
 - Egyptian Sarcophagus (1 day)
 - Blind Contour Portrait (2 days)
 - Pop Up Card Project (1 day)
- SECOND SEMESTER
- Magie Moving Objects Animation (4 days)
 - Metal Tooling Sampler (4 days)
 - Radial Symmetry Initials (2 days)
 - Flowerpot Person (3 days)
 - Shapes to Vase Drawing (3 days)
 - Flip Picture (1 day)
 - Thaumatrope and Summer Drawing (1 day)

ELEMENTARY ART

3-5 GRADES YEAR CURRICULUM
SUPPLY LIST

- COMPREHENSIVE LIST:
- Pencils
 - Erasers
 - Manila folders for table folders
 - Drawing paper
 - Standard printer size
 - 9"x12"
 - 6"x9"
 - 6"x6"
 - 8"x8"
 - 3"x3"
 - 12"x18" (heavy paper)
 - Circles
 - Construction paper, assorted colors
 - Standard size
 - Poster size
 - 9"x12"
 - 6"x9" (light blue)
 - Scissors

TIMELINE

SCOPE, SEQUENCE, SUPPLY LIST

OVERVIEW OF THE FULL YEAR IN 5TH GRADE ART

What are the elements of art?

- Elements of art refer to the basics of a work of art that come together to create it.
- The elements of art include:
 - Line
 - Shape

LINE




- Line is a mark that is longer than it is wide.
- Line can be used to create the outline of a subject, add a pattern, create texture, a sense of value, and more.
- Type of line include:
 - Horizontal
 - Vertical
 - Diagonal
 - Curved
 - and more

COLOUR

- Colours can be grouped in the colour wheel to create colour schemes.
- Complementary colours are colours across from each other on the colour wheel. They create a strong contrast when placed next to each other.
Example: blue and orange, red and green, yellow and purple

space
texture
elements of art
colour


SHAPE FORM



LESSON ONE IN 3-5

INTRO TO THE ELEMENTS

LESSON PLAN, TEACHER NOTES, PRESENTATION, BLANK HANDOUTS, BLANK POSTERS, CHECKLIST, RUBRIC



4TH GRADE, SEMESTER 1

6 LESSONS, 5 PROJECTS


DRAWING, WATERCOLOR, PRINTMAKING, MIXED MEDIA, & MORE



5TH GRADE, SEMESTER 1

4 LESSONS, 3 PROJECTS


DRAWING, MIXED MEDIA, PRINTMAKING, COLLAGE, CLAY, & MORE



FINAL LESSON IN 3-5:

POP UP CARD





LESSON PLAN, GUIDES, PRESENTATION, DEMO VIDEO, MORE



3RD GRADE, SEMESTER 2

7 LESSONS, 7 PROJECTS


DRAWING, PAINTING, PRINTMAKING, COLLAGE, & MORE



4TH GRADE, SEMESTER 2

9 LESSONS, 9 PROJECTS

DRAWING, WATERCOLOR, PRINTMAKING, MIXED MEDIA, & MORE



5TH GRADE, SEMESTER 2

9 LESSONS, 4 PROJECTS

DRAWING, MIXED MEDIA, PRINTMAKING, COLLAGE, CLAY, & MORE



FINAL LESSONS IN 3-5:

FLIP PICTURE, THAUMATROPE, SUMMER DRAWING DEMO VIDEOS, LESSONS, GUIDES, & MORE

BUYERS LOVE MY ART LESSONS:



"This was so helpful to my students! The PowerPoint along with it was such a great resource and I will definitely be using this every year!"



"Fabulous resource! Students loved it!!!!
Thank you for sharing!"

CHECK OUT MORE PRODUCTS:



Check out more projects for elementary through high school students.

Grab early finishers for those quick artists or an entire curriculum so you can focus on teaching.

[VIEW MORE HERE](#)

LOOK BETWEEN THE LINES

BY WHITNEY PANETTA



I'm Whitney, a former art teacher turned art curriculum developer. I now focus on designing art lessons, resources, & full curriculums for elementary, middle, high school art teachers, homeschool parents, & general art enthusiasts.

I am so glad to still be connected to the world of art education and I love seeing my resources "in the wild" all over the globe. Reach out anytime with questions or comments at whitneywpanetta@gmail.com.