


ART ELEMENTARY

1ST GRADE
FALL SEMESTER
18 WEEKS



Warm and Cool Colors -
The Color Wheel



EVERYTHING FOR THE FALL SEMESTER IN 1ST GRADE
12 LESSONS, 8 PROJECTS, 20 ACTIVITIES

EVERYTHING FOR A SEMESTER



This art curriculum is geared towards lower elementary designed with first graders in mind.



Cover the first EIGHTEEN WEEKS of the year in 1st grade. Start of the year + fall focused activities.



Teacher notes, presentations, demo videos included to help you guide the projects. No experience is needed!

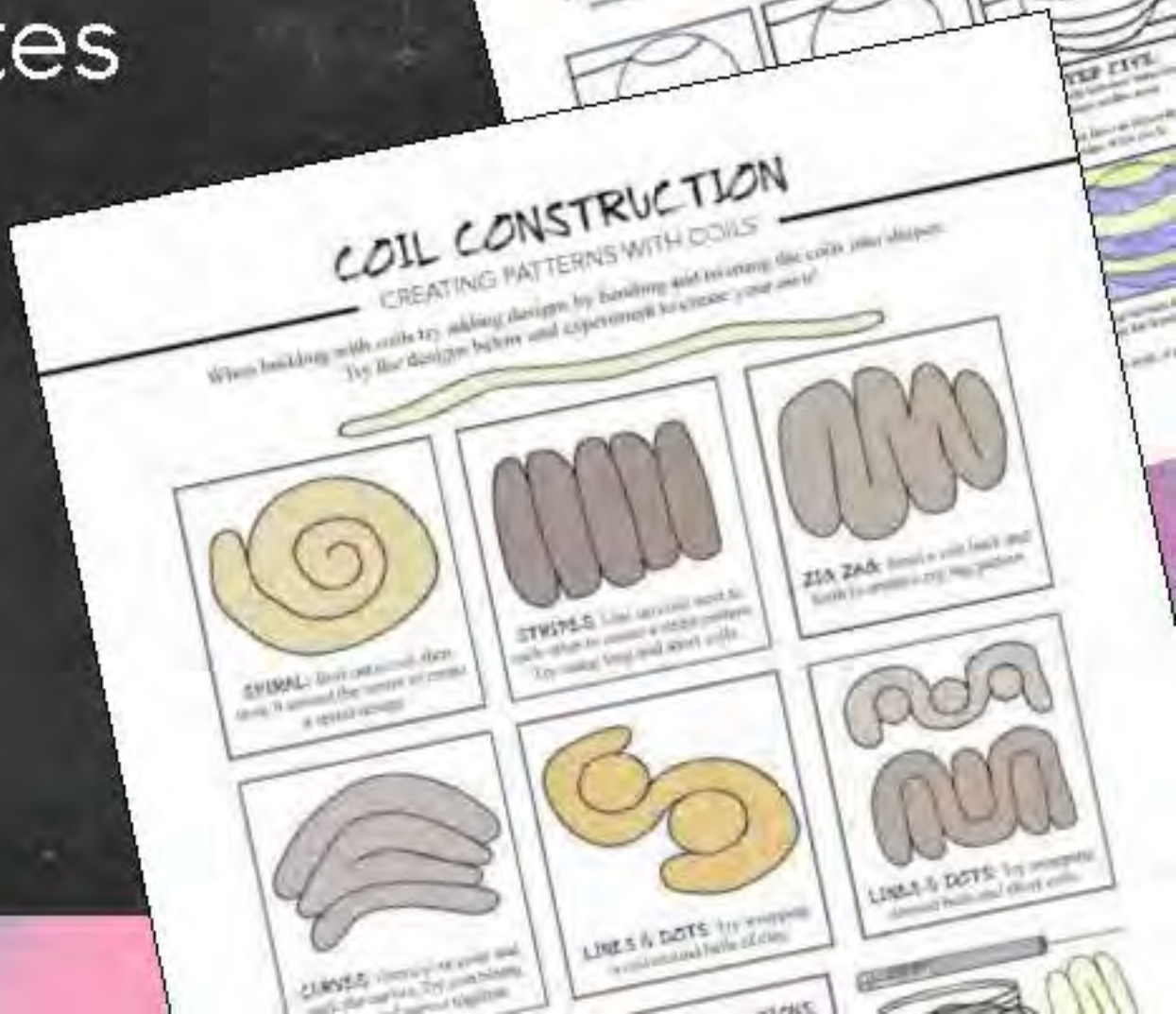


12 Lessons, 8 Projects, 20 Activities, 6 Demo Videos

WHAT YOU GET

Lesson Packs Typically Include:

- ✔ Lesson Plan, Teacher Notes
- ✔ Intro Presentation
- ✔ Project Guides
- ✔ Activities
- ✔ Checklists
- ✔ Colour, color spelling





LESSON ONE:

INTRO TO THE ELEMENTS

LESSON PLAN, TEACHER NOTES, PRESENTATION, BLANK HANDOUTS, BLANK POSTERS, CHECKLIST, RUBRIC



ELEMENTS OF ART REVIEW
A. Line
B. Shape
C. Space
D. Color
E. Value
F. Texture
G. Form

TEACHER NOTES:

ELEMENTS OF ART REVIEW
A. Line
B. Shape
C. Space
D. Color
E. Value
F. Texture
G. Form

EXPLORING LINE, SHAPE, SPACE
HOW TO GUIDE

Draw a work of art that uses line, shape, and space. Follow the instructions.

STEP ONE: Pick the color. Use a color wheel to choose colors that are complementary or analogous.

STEP TWO: Draw geometric shapes the size of your head. Overlay shapes and fill up the page. Try to use different colors and shapes.

STEP THREE: Add different line styles and colors to the shapes. Fill small shapes with solid colors.

LINE

LINE IS AN ELEMENT OF ART
LINE is a mark that connects two points.

TYPES OF LINE:

- HORIZONTAL
- CURVED
- VERTICAL
- SPIRAL
- DIAGONAL
- FREE FORM
- ZAG

LESSON TWO:

LINE, SHAPE, SPACE


LESSON PLAN, NOTES, GUIDES, PRESENTATIONS, & MORE



LESSON THREE:

COIL CLAY BOWL

KILN, NON KILN VERSIONS, LESSON, ACTIVITIES, GUIDES, MORE



LESSON FOUR:

RELIEF COLLAGE

LESSON PLAN, NOTES, GUIDES, PRESENTATIONS, & MORE



CASTLE LANDSCAPE DRAWING
Planning the Drawing in Detail

Age 10-12, 15 minutes to 1 hour

Key Idea: Exploring the effect of Art

Objectives:

- To draw a castle landscape
- To use a variety of drawing techniques
- To use a variety of drawing materials

Resources:

- A drawing of a castle
- A drawing of a castle landscape
- A drawing of a castle landscape

Activities:

- To draw a castle landscape
- To use a variety of drawing techniques
- To use a variety of drawing materials

Assessment:

- To draw a castle landscape
- To use a variety of drawing techniques
- To use a variety of drawing materials



Depth in Art

Look and learn about the importance of depth in art. This presentation explains how artists use a variety of techniques to create a sense of depth in their work.

A landscape drawing is a drawing of a landscape. It is a type of drawing that is used to represent a scene in nature. It is a type of drawing that is used to represent a scene in nature. It is a type of drawing that is used to represent a scene in nature.

Depth & Size

Look and learn about the importance of depth and size in art. This presentation explains how artists use a variety of techniques to create a sense of depth and size in their work.

Castle Landscape
Tutorial & Drawing Aid

LESSON FIVE: CASTLE DRAWING



LESSON PLAN, PRESENTATIONS, DEMO VIDEO, GUIDE, & MORE



LESSON SIX:

PAINTED PUMPKIN


LESSON PLAN, PRESENTATION, GUIDE, ACTIVITIES, & MORE



LESSON SEVEN:

LINE COLLAGE



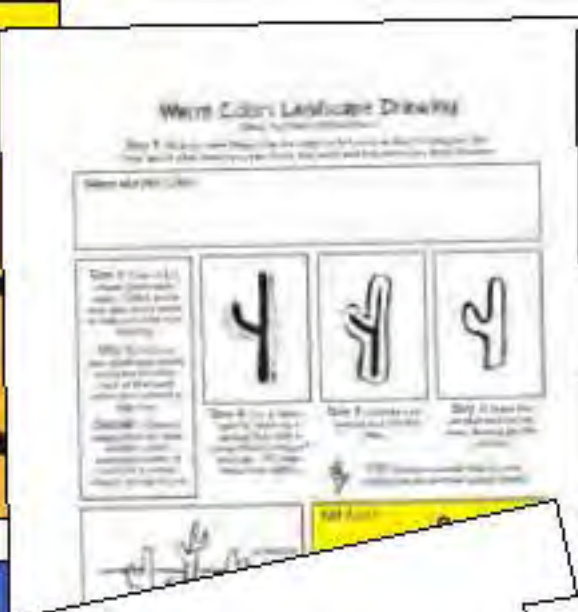
LESSON PLAN, GUIDES, PRESENTATION, ACTIVITIES, MORE



LESSON EIGHT:

BUTTERFLY MOBILE


LESSON PLAN, GUIDES, PRESENTATION, DEMO VIDEO, MORE



LESSON NINE:

WARM & COOL LANDSCAPES

LESSON PLAN, GUIDES, PRESENTATION, DEMO VIDEO, MORE



LESSON TEN:

OP ART CIRCLE TO SPHERE



LESSON PLAN, GUIDES, PRESENTATION, DEMO VIDEO, MORE



LESSON ELEVEN:

EGYPTIAN COLUMN DESIGN

LESSON PLAN, GUIDES, PRESENTATION, DEMO VIDEO, MORE



LESSON TWELVE:

BUTTERFLY MOBILE

LESSON PLAN, GUIDES, PRESENTATION, DEMO VIDEO, MORE

BUYERS LOVE MY ART LESSONS:



"This was so helpful to my students! The PowerPoint along with it was such a great resource and I will definitely be using this every year!"



"Fabulous resource! Students loved it!!!!
Thank you for sharing!"

CHECK OUT MORE PRODUCTS:



Check out more projects for elementary through high school students.

Grab early finishers for those quick artists or an entire curriculum so you can focus on teaching.

[VIEW MORE HERE](#)

LOOK BETWEEN THE LINES

BY WHITNEY PANETTA



I'm Whitney, a former art teacher turned art curriculum developer. I now focus on designing art lessons, resources, & full curriculums for elementary, middle, high school art teachers, homeschool parents, & general art enthusiasts.

I am so glad to still be connected to the world of art education and I love seeing my resources "in the wild" all over the globe. Reach out anytime with questions or comments at whitneywpanetta@gmail.com.