


INTRO TO ART

ABSTRACT ART



INSPIRATION THROUGH MEMORIES



Color Schemes

Warm Colors



Complementary Color Scheme



Cool Colors



INTRODUCTION TO ABSTRACT ART
PAINTING, COLOR THEORY, & MORE

ABSTRACT ART PROJECT



This lesson pack is geared to upper middle & high school students.



No experience required! Learn through the lesson.



National art standards included for middle and high school.



This has everything you need introduce abstract painting.

PAINTING

The pack includes:

- ✔ Lesson plan
- ✔ Presentation
- ✔ Memories brainstorm
- ✔ Color scheme activity
- ✔ Critique reflection
- ✔ Rubric

Name: _____

INSPIRATION THROUGH MEMORIES

Answer the following questions. Try to think of a specific time and place for memory associated. Time doesn't matter, it could have taken place five years ago or yesterday. Try to describe it in as much detail as possible.

1. What is your favorite childhood memory?

2. When you think of a time when you were truly happy, what do you think of?

3. When you think of a time when you felt sad, what do you think of?

Color Schemes

1. Research the following color schemes. Explain why color combinations fit the scheme.
2. Fill in the diagram with colors that will represent the color scheme.
3. Match each color to any primary colors to see the color.
4. Use your color wheel as a guide.

Warm Colors		

Cool Colors		

Complementary Color Scheme	

Split Complementary Color Scheme	

Analogous Scheme	

ABSTRACT MEMORY PROJECT

Abstract Art

BIG IDEA:

- Abstract art and color schemes



ESSENTIAL QUESTIONS:

- What is abstract art?
- How can you abstract an image?
- How does the color scheme tie into the design?

OBJECTIVES: Students will...

- Participate in a discussion about abstract art.
- Complete a worksheet to help them select a memory to inspire their design.
- Create sketches of objects that reflect their memory.
- Abstract one design.
- Create a template of the design.
- Use the design to create a repeating pattern.
- Select a color scheme to paint their pattern that relates to the design and memory.
- Write an artist statement explaining the connection between the design and the memory.

STANDARDS: <http://www.nctcstandards.org/>



LESSON PLAN

BIG IDEA, OBJECTIVES, STANDARDS, SUPPLIES, STEP-BY-STEP INSTRUCTIONS, RUBRIC, AND MORE, 6 PAGES

INSPIRATION THROUGH MEMORIES

Answer the following questions. Try to think of specific times and places. Do memory artwork. You don't have to write down what you draw. Try to describe it in as much detail as possible.

1. What is your favorite childhood memory?

2. When you think of a time when you were truly happy, what do you think of?

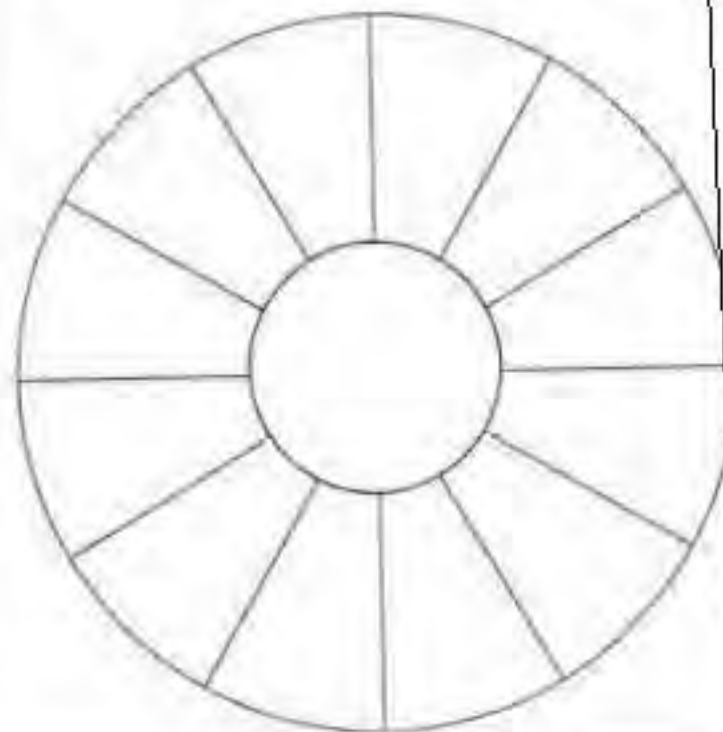
3. When you think of a time when you felt sad, what do you think of?

4. What is your favorite recent memory?

5. Think of an memory to describe in detail. Describe it in detail with pictures, what you saw with what you were doing, etc.

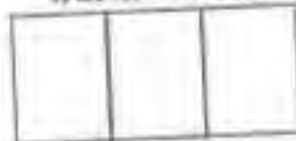
The Color Wheel

1. Paint and label the three primary colors (2017). Also include the three secondary colors and primary tints.
2. Mix, paint, and label your tertiary colors (2017). Also include the six quaternary colors and secondary tints.
3. Mix, paint, and label the tertiary colors.



Color Schemes

Warm Colors




Complementary Color Scheme



Analogous Color Scheme




Triadic Color Scheme



1. Choose the following color schemes. Draw and label each color scheme. Use the color wheel to help you.
2. Add to the schemes with values that are opposite on the color wheel.
3. Draw the color and describe the primary colors. Draw the secondary colors.
4. Use your color wheel to help you.

Cool Colors



Split Complementary Color Scheme



Square Color Scheme



ABSTRACT MEMORY CRITIQUE

Consider each work of art. The abstract is made, composition, style, pattern, placement, etc. Answer the questions below.

1. What piece caught your attention first? Why?

2. What do you think the message is in the piece?

3. What work of art has the most interesting composition? Why?

4. What work of art has the best use of a primary color? Why?

ACTIVITIES

MEMORY BRAINSTORM, COLOR SCHEME ACTIVITY,
CRITIQUE REFLECTION, 6 GUIDES

TEACHERS LOVE THESE ELEMENTARY PRODUCTS:



"This is a stunning resource! It's a wealth of information for the novice art teacher or for those who have been in the game for a while and looking to spruce up old projects. The daily presentations that are included are perfect for students working at all different paces. I will definitely be buying more resources from this teacher!"



"My students were OBSESSED with this lesson. They wanted to do it again!!"

CHECK OUT MORE PRODUCTS:



Check out more projects for elementary through high school students.

Grab early finishers for those quick artists or an entire curriculum so you can focus on teaching.

[VIEW MORE HERE](#)

LOOK BETWEEN THE LINES

BY WHITNEY PANETTA



I'm Whitney, a former art teacher turned art curriculum developer. I now focus on designing art lessons, resources, & full curriculums for elementary, middle, high school art teachers, homeschool parents, & general art enthusiasts.

I am so glad to still be connected to the world of art education and I love seeing my resources "in the wild" all over the globe. Reach out anytime with questions or comments at whitneywpanetta@gmail.com.