


ART ACTIVITIES

FIRST 9 WEEKS
IN KINDER TO
2ND GRADE



ELEMENTS OF ART
Building Blocks of Art

LOOK BETWEEN THE LINES
BY WHITNEY PANETTA

COLOR

SPACE

14 LESSONS, 32 ACTIVITIES
COVER THE FIRST NINE WEEKS IN K-2ND GRADE ART

FIRST NINE WEEKS OF ART



This nine week curriculum is designed for elementary art, kindergarten through 2nd grade.



Get everything you need to teach every single day of the first nine week in K-2nd art.



Elements of art review the first week followed by age appropriate, engaging, and scaffolding lessons in K-2nd.



Lesson plans, presentations, activities, checklists, & more!

WHAT YOU GET

This Nine Week Pack Includes:

- ✓ 8 lessons for kindergarten
- ✓ 5 lessons for 1st grade
- ✓ 3 lessons for 2nd grade
- ✓ 14 projects
- ✓ 32 activities
- ✓ Grading checklists & more



EVERY LESSON PLAN INCLUDES

- BIG IDEA
- ESSENTIAL QUESTIONS,
- US NATIONAL STANDARDS
- STEP-BY-STEP INSTRUCTIONS
- CLASSROOM SET UP
- TEACHING TIPS

& MORE!

ELEMENTS OF ART Building Blocks of Art

BIG IDEA:

- The building block of art

ESSENTIAL QUESTIONS:

- What are the elements of art?
- How can you create a design that reflects on of the elements of art?
- How can you make your design interesting and one-of-a-kind?

OBJECTIVES: Students will...

- Learn about the seven elements of art
- Describe the elements of art

STANDARD

Elementary

Grade 4

- VA:Re7-4.1.1
- VA:Re7-4.1.2

Grade 5

- VA:Re7-5.1.1
- VA:Re7-5.1.2

Grade 6

- VA:Re7-6.1.1
- VA:Re7-6.1.2

Middle School

Grade 6

- VA:Re7-6.1.1
- VA:Re7-6.1.2

- **Space:** The area within or around an object in a two-dimensional work of art or the area a three-dimensional work of art occupies.
- **Form:** how a three-dimensional work of art looks and takes up space or the illusion of an object in a two-dimensional work of art taking up space.
- **Texture:** they way an object feels or appears to feel (implied texture).
- **Principles of design:** describe the ways that artists use the elements of art in a work of art. Includes: balance, emphasis, movement, proportion, repetition, pattern, rhythm, unity, and variety.

IMPLEMENTATION: For a 40-minute class, time may vary.
DAY 1: Elements of Art Presentation

- Start class by showing the project introduction PowerPoint.
- Engage students in a discussion as you move through the slides.
- Have students draw in as you explain each element, especially when looking at the artists and artwork.
- Ask how they see the element of art reflected in the works of art.
- For the presentation have students work on decorating the printed slides. Have students use pencil to draw the element they want to highlight. Use pencil to draw the element they want to highlight. Use pencil to draw the element they want to highlight.

3+ PAGES

ELEMENTARY ART

SCOPE, SEQUENCE, TIMELINE

WEEK	INDICATOR	1ST	2ND
1	FIRST WEEK (1st Week) Integrate with social studies/reading/ science/ math and use art to enhance learning. All classes will be an extension of previous studies.		
	Introduction to Line: • Introduction • 1 day	Line, Shape, Space Activity: • Review line, shape, and space. • Students create a design using unsharpened paper folded with line designs.	Textured Mask Project: • Bring in line, shape, and texture. • Introduce the project, students draw face masks and fill them with lines of color and texture.
2	Introduction to Shape: • Introduction • 1 day	Dropped Toy Head: • Review introduction. • Make toy heads. • Complete shape design on heads.	Textured Mask Project: • Review project. • Students complete to add the face.
	Introduction to Color: • Introduction • 1 day	Line, Shape, Space Activity: • Review line, shape, and space. • Students create a design using unsharpened paper folded with line designs.	Textured Mask Project: • Review project. • Students complete to add the face.

ELEMENTARY ART

FIVE WEEK CURRICULUM PROJECT LIST

KINDERGARTEN

- Elements of Art Introduction, Line (paper activity) (1 day)
- Elements of Art Line Quality and Activities (1 day)
- Elements of Art Shape and Activities (1 day)
- Elements of Art Exploring Form Activities (1 day)
- Elements of Art Space Activities (1 day)
- Elements of Art Exploring Texture Activities (1 day)
- Elements of Art Exploring Color & Value Activities (1 day)
- Fish Outside Mural Project (3 days)

FIRST GRADE

- Elements of Art review, shape project
- Line, Shape, Space Activity (1 day)
- Dropped Toy Head (2 days, 1 to make, 1 to display)
- Bullseye Collage Project (2 days)
- Textured Mask Drawing (2 days)

SECOND GRADE

- Elements of Art review, color project
- Textured Mask Project (2 days)
- Animal Scratch Form Presentation

ELEMENTARY ART

ANNUAL CURRICULUM SUPPLY LIST

COMPREHENSIVE LIST

- Pencils
- Erasers
- Drawing paper
 - Standard grade size
 - 9"X12"
 - 8"X10"
 - 11"X14"
 - 12"X18" Heavy paper
- Construction Paper
 - Standard size
 - Heavy size

- Clear glass or white tempera paint
- Liquid dish detergent (for tempera project)
- Drawing material (for sculpture project)
- Glue

ELEMENTS REVIEW

- Elements of Art Introduction, Line project activity (1 day)
 - Pencil
 - Eraser
 - Colored pencils, markers, crayons

KINDERGARTEN

- Line Quality and Activities
 - Markers
 - 5" X 7" unlined drawing paper
 - Sharp paper
 - Large sheets of construction paper
 - (Other) Art supplies
- Additional supplies for other projects
 - Bullseye Collage 22" x 28" paper and construction paper

TEACHER RESOURCES

TIMELINE, PACING GUIDE, SUPPLY LISTS



ELEMENTS REVIEW

ASSIGN EACH GRADE LEVEL AN ELEMENT OF ART
STUDENTS DESIGN HANDOUT OR POSTER SIZES





KINDERGARTEN

6 WEEKS OF ELEMENTS OF ART FOCUSED ACTIVITIES
AND A BUBBLE MONOPRINT PROJECT



6 WEEK UNIT

INTRODUCE THE ELEMENTS OF ART WITH FUN,
QUICK PACED ACTIVITIES



BUBBLE MONOPRINT

EXPLORE LINES, SHAPES, PRINTMAKING
AND UNDERWATER SCENES



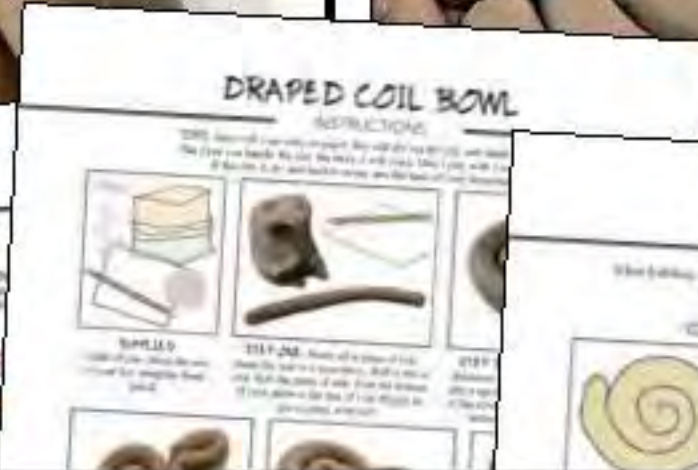
1ST GRADE

LINE-SHAPE-SPACE ACTIVITY, DRAPED CLAY BOWL,
RELIEF COLLAGE PROJECT, TEXTURED CASTLE DRAWING



LINE, SHAPE, SPACE

ELEMENTS OF ART REVIEW TO CREATE A FUN SHAPE DRAWING



DRAPED CLAY BOWL

LINE AND FORM FOCUSED PROJECT



RELIEF COLLAGE

EXPLORING LINE, SHAPE, COLLAGE, AND FORM



TEXTURED CASTLE

EXPLORING SHAPE, TEXTURE, AND PERSONAL INTERESTS



2ND GRADE

TEXTURED HANDS PROJECT &
ANIMAL SCRATCHFOAM PRINTMAKING PROJECT



TEXTURED HANDS

EXPLORING, LINE, SPACE, & TEXTURE PROJECT & ACTIVITIES



ANIMAL PRINT

LINE, SHAPE FOCUSED PROJECT + INTRO TO PRINTMAKING

BUYERS LOVE MY ART LESSONS:



This was so helpful to my students! The PowerPoint along with it was such a great resource and I will definitely be using this every year!



Fabulous resource! Students loved it!!!!
Thank you for sharing!"

LOOK BETWEEN THE LINES

BY WHITNEY PANETTA



I'm Whitney, a former art teacher turned art curriculum developer. I now focus on designing art lessons, resources, & full curriculums for elementary, middle, high school art teachers, homeschool parents, & general art enthusiasts.

I am so glad to still be connected to the world of art education and I love seeing my resources "in the wild" all over the globe. Reach out anytime with questions or comments at whitneywpanetta@gmail.com.