

ART ELEMENTARY

6 GRAB & GO
DROP IN READY
PROJECTS



2

WEEKS COVERED

LOW SUPPLY
PROJECTS K-5

GRAB & GO PROJECTS



This lesson pack includes one projects per grade in kindergarten, 1st, 2nd, 3rd, 4th, and 5th grade.



Low supply projects, easy to implement, no experience needed!



Cover **2 weeks** in your elementary art class, K-5.



6 projects and **7 activities**.


LESSON PACKS

PACKS TYPICALLY INCLUDE:


- ✔ Lesson plan
- ✔ Teacher notes
- ✔ PowerPoint presentations
- ✔ Project instructions
- ✔ Demo videos
- ✔ Checklists

How to Draw a Flower
Use your imagination to create fantastic flowers!

Step 1: Start by drawing the center of your flower. Pick a shape:



Step 2: Add petals. The petals will determine the shape for different types of flowers.



BUG DESIGN
EARLY FINISHER ACTIVITY

Follow the instructions below to complete your bug design.

SUPPLIES
You will need a sheet of paper, crayons, colored pencils, markers, and a pencil.



FISH DESIGN
EARLY FINISHER ACTIVITY

Follow the instructions below to complete your fish design.

SUPPLIES
You will need a sheet of paper, crayons, colored pencils, markers, and a pencil.



EVERY LESSON PLAN INCLUDES:

- BIG IDEA
- ESSENTIAL QUESTIONS,
- US NATIONAL STANDARDS
- STEP-BY-STEP INSTRUCTIONS
- CLASSROOM SET UP
- TEACHING TIPS

& MORE!

HOW TO DRAW A DRAGONFLY

Exploring Shapes and Patterns

Age group: Designed for 1st grade, good for Kindergarten and up

Big Idea: Exploring shapes and patterns

Essential Questions:

- How can lines and shapes create patterns?
- What shapes can you use to create a dragonfly?
- How can you create a scene for your dragonfly to live in?

Objectives: Students will

- Practice creating patterns
- Practice drawing with the shapes
- Draw the dragonfly
- Color the dragonfly
- Share about the scene they used

Standards:

Grade K:

- VA:Cr1.1
- VA:Cr2.1 to art-making
- VA:Cr2.3

Grade 1:

- VA:Cr1.2
- VA:Cr1.1

Grade 2:

Grade 3:

HOW TO DRAW A BUG

Exploring Shapes and Patterns Through Imagination

Age group: Designed for 2nd grade, good for Kindergarten and up

Big Idea: Exploring shapes and patterns through imagination

Essential Questions:



- What shapes can you use to create a bug?
- What patterns can you use to describe your bug?
- How can you create a scene for your bug to live in?

Objectives: Students will

- Practice drawing bugs and flowers on a separate sheet of paper following along with the how to make your own bug and how to draw a flower sheets
- Draw their final flower or vernal garden on a sheet of paper and fill it in with bugs
- Color their bug and garden drawing it
- Share about their drawing when they return to school describing the shapes and patterns

3+


PAGES EACH



KINDERGARTON

UNDERWATER SCENE DRAWING


LESSON PLAN, DEMO VIDEO, HOW TO DRAW A FISH,
HOW TO DRAW AN UNDERWATER SCENE, CHECKLIST



FIRST GRADE

DRAGONFLY SCENE



LESSON PLAN, DEMO VIDEO,
3 PROJECT GUIDES, 1 ACTIVITY, CHECKLIST



SECOND GRADE

BUG SCENE



LESSON PLAN, DEMO VIDEO, 2 PROJECT GUIDES,
1 ACTIVITY, CHECKLIST



THIRD GRADE

CASTLE TEXTURE SCENE


LESSON PLAN, TEACHER NOTES, DEMO VIDEO,
2 ACTIVITIES, PROJECT GUIDE, CHECKLIST



FOURTH GRADE

ATMOSPHERIC PERSPECTIVE LANDSCAPE

LESSON PLAN, DEMO VIDEO, 2 ATMOSPHERIC PERSPECTIVE ACTIVITIES, PROJECT GUIDE, 2 DRAWING GUIDES, CHECKLIST



FIFTH GRADE

MOODY LANDSCAPES

LESSON PLAN, WARM UP ACTIVITY,
3 PROJECT GUIDES, CHECKLIST

BUYERS LOVE MY PRODUCTS:



““This curriculum has helped me in my first year of teaching art to JH and HS. While I am an artist myself, it was great to have it all planned out and ready for me to present. Such a time saver and well organized!”



“My students love this resource and added another area of dimension to my unit. Thanks!”

CHECK OUT MORE PRODUCTS:



Check out more projects for elementary through high school students.

Grab early finishers for those quick artists or an entire curriculum so you can focus on teaching.

[VIEW MORE HERE](#)

LOOK BETWEEN THE LINES

BY WHITNEY PANETTA



I'm Whitney, a former art teacher turned art curriculum developer. I now focus on designing art lessons, resources, & full curriculums for elementary, middle, high school art teachers, homeschool parents, & general art enthusiasts.

I am so glad to still be connected to the world of art education and I love seeing my resources "in the wild" all over the globe. Reach out anytime with questions or comments at whitneywpanetta@gmail.com.