

ART ACTIVITY

UNITY PRINCIPLES OF DESIGN



PRINCIPLES OF DESIGN

UNITY

UNITY makes different parts of a work of art feel like they belong together. UNITY can be created by repeating similar lines, shapes, colors, and textures. Similar elements will visually group objects together and create UNITY.

EXAMPLES OF UNITY



PRINCIPLES OF DESIGN

UNITY

UNITY makes different parts of a work of art feel like they belong together. UNITY can be created by repeating similar lines, shapes, colors, and textures. Similar elements will visually group objects together and create UNITY.

EXAMPLES OF UNITY



PRINCIPLES OF DESIGN NAME:

UNITY


Line, and shape to the fish below. Repeat similar designs in the fish to create UNITY.



PRINCIPLES OF DESIGN NAME:

UNITY

Create a drawing below that shows UNITY. Repeat shapes, lines, colours, and other elements to create UNITY in your work of art.



INTRODUCE OR REVIEW THE PRINCIPLE, UNITY
INFO ON THE FRONT, 2 ACTIVITY OPTIONS ON THE BACK

PRINCIPLES OF DESIGN



This art activity is geared towards elementary age students but can be used for lower middle school.



Use as an introduction or review of the principles of design, early finisher, or sub plan activity.



Information on the front, 2 activity options for the back.



Printable handout, printable poster, color and colour spelling options.

WHAT YOU GET

Lesson pack includes:

- ✔ Unity Handout (3 pages)
 - Information on the front
 - 2 Activity options on the back
- ✔ Printable Poster (1 page)

PRINTABLE POSTER:


- Display in your classroom
- Print as a reference for each table.
- Share with students digitally.
- Print professionally or at school.

PRINCIPLES OF DESIGN

UNITY

UNITY makes different parts of a work of art feel like they belong together. UNITY can be created by repeating similar lines, shapes, colors, and textures. Similar elements will visually group objects together and create UNITY.

EXAMPLES OF UNITY



UNITY


UNITY makes different parts of a work of art feel like they belong together.
UNITY can be created by repeating similar lines, shapes, colours, and textures.
Similar elements will visually group objects together and create UNITY.

EXAMPLES OF UNITY




UNITY

Add colour, lines, and shape to the fish below. Repeat similar designs in the fish to create UNITY.



UNITY

Create a drawing below that shows UNITY.
Repeat shapes, lines, colours, and other elements to create UNITY in your work of art.



ACTIVITY:

INFO ON THE FRONT, 2 ACTIVITY OPTIONS FOR THE BACK
COLOR AND COLOUR SPELLING **3 PAGES**

TEACHERS LOVE THESE ART PRODUCTS:

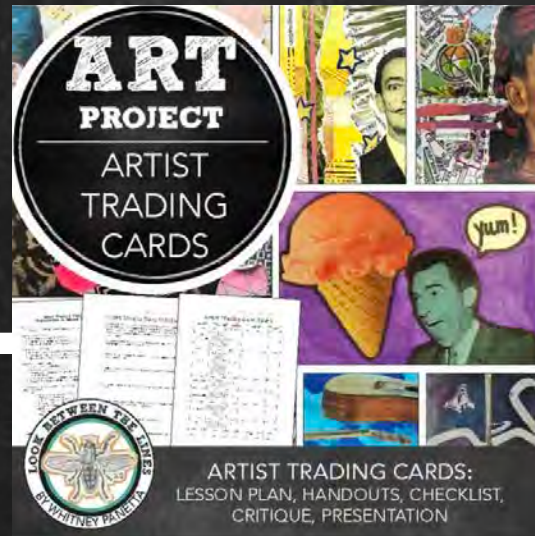


"Used this resource with my Grade 3s as they LOVE art. Worksheets are fantastic and easy to follow. My students really enjoyed it!"



"This was super engaging for my kids! It was an independent work that they would complete in small groups. They had a blast!"

CHECK OUT MORE PRODUCTS:



ART PROJECT
ARTIST TRADING CARDS

LOOK BETWEEN THE LINES
BY WHITNEY PARNELL

ARTIST TRADING CARDS:
LESSON PLAN, HANDOUTS, CHECKLIST,
CRITIQUE, PRESENTATION



GRAB & GO
24 ELEMENTARY ART LESSONS

LOOK BETWEEN THE LINES
BY WHITNEY PARNELL

4 PROJECTS PER GRADE IN
KINDERGARTEN TO 5TH



ART ELEMENTARY
14 PROJECTS
2 CLAY UNITS

LOOK BETWEEN THE LINES
BY WHITNEY PARNELL

14 PROJECTS
COIL, PINCH POT, SLAB, SCULPTING, MORE
EVERYTHING FOR 2 K-5TH CLAY UNITS

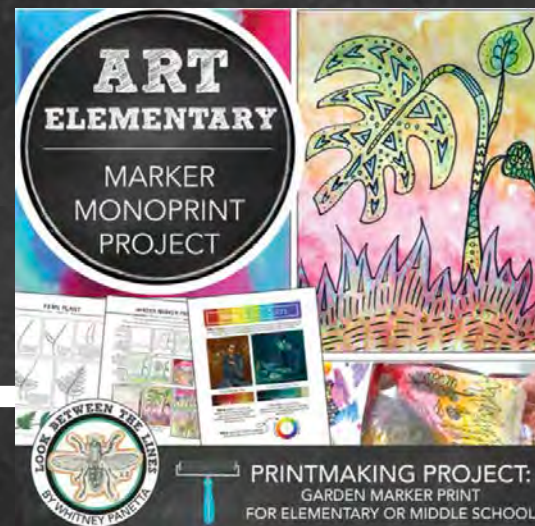


ELEMENTARY ART
Autumn Leaf Painting

Lesson plan, presentations
worksheet, & rubric

LOOK BETWEEN THE LINES
BY WHITNEY PARNELL

Positive & Negative Space, Overlapping, & Color



ART ELEMENTARY
MARKER MONOPRINT PROJECT

LOOK BETWEEN THE LINES
BY WHITNEY PARNELL

PRINTMAKING PROJECT:
GARDEN MARKER PRINT
FOR ELEMENTARY OR MIDDLE SCHOOL



ACTIVITY PRINCIPLES OF DESIGN
10 WORKSHEETS
PRINCIPLES OF DESIGN

LOOK BETWEEN THE LINES
BY WHITNEY PARNELL

FRONT & BACK WORKSHEETS
WITH ACTIVITIES & DIGITAL
FILL IN OPTIONS

Check out more projects for elementary through high school students.

Grab early finishers for those quick artists or an entire curriculum so you can focus on teaching.

[VIEW MORE HERE](#)

LOOK BETWEEN THE LINES

BY WHITNEY PANETTA



I'm Whitney, a former art teacher turned art curriculum developer. I now focus on designing art lessons, resources, & full curriculums for elementary, middle, high school art teachers, homeschool parents, & general art enthusiasts.

I am so glad to still be connected to the world of art education and I love seeing my resources "in the wild" all over the globe. Reach out anytime with questions or comments at whitneywpanetta@gmail.com.