

# ART ACTIVITY

## RHYTHM PRINCIPLES OF DESIGN



PRINCIPLES OF DESIGN

# RHYTHM

RHYTHM can create a sense of flow, movement, and unity in a work of art.  
RHYTHM can be created by repeating the elements of art such as line, shape, and colour.  
There are different types of RHYTHM, check out some examples below.

## EXAMPLES OF RHYTHM

REGULAR RHYTHM: When elements are repeated in a pattern.



PRINCIPLES OF DESIGN

# RHYTHM

RHYTHM can create a sense of flow, movement, and unity in a work of art.  
RHYTHM can be created by repeating the elements of art such as line, shape, and color.  
There are different types of RHYTHM, check out some examples below.

## EXAMPLES OF RHYTHM

ALTERNATING RHYTHM: When elements are repeated in a pattern.

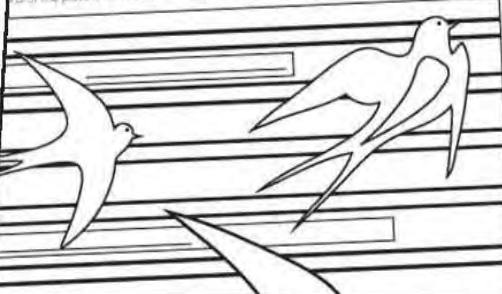


PROGRESSIVE RHYTHM: When elements change as they repeat.

PRINCIPLES OF DESIGN  
NAME:

# RHYTHM

Add colour to the image below:  
Parts of the picture that show alternating rhythm, regular rhythm, and progressive rhythm.



PRINCIPLES OF DESIGN  
NAME:

# RHYTHM

Create a drawing below that shows alternating, progressive, and regular rhythm.

INTRODUCE OR REVIEW THE PRINCIPLE, MOVEMENT  
INFO ON THE FRONT, 2 ACTIVITY OPTIONS ON THE BACK



# PRINCIPLES OF DESIGN



This art activity is geared towards elementary age students but can be used for lower middle school.



**Use as an introduction or review of the principles of design, early finisher, or sub plan activity.**



Information on the front, 2 activity options for the back.



**Printable handout, printable poster, black and white & color, color and colour spelling options.**



# WHAT YOU GET

## Lesson pack includes:

- ✓ Rhythm Handout (3 pages)
  - Information on the front
  - 2 Activity options on the back
- ✓ Printable Poster (1 page)




# PRINTABLE POSTER:

- Display in your classroom
- Print as a reference for each table.
- Share with students digitally.
- Print professionally or at school.

## RHYTHM

RHYTHM can create a sense of flow, movement, and unity in a work of art. RHYTHM can be created by repeating the elements of art such as line, shape, and color. There are different types of RHYTHM, check out some examples below.

### EXAMPLES OF RHYTHM





# RHYTHM

RHYTHM can create a sense of flow, movement, and unity in a work of art.  
RHYTHM can be created by repeating the elements of art such as line, shape, and colour.  
There are different types of RHYTHM, check out some examples below.

## EXAMPLES OF RHYTHM




# RHYTHM

Add colour to the image below.  
Label the parts of the picture that show alternating rhythm, regular rhythm, and progressive rhythm.



# RHYTHM

Create a drawing below that shows alternating, progressive, and regular rhythm.



# ACTIVITY:


INFO ON THE FRONT, 2 ACTIVITY OPTIONS FOR THE BACK  
COLOR AND COLOUR SPELLING 3 PAGES



# RHYTHM

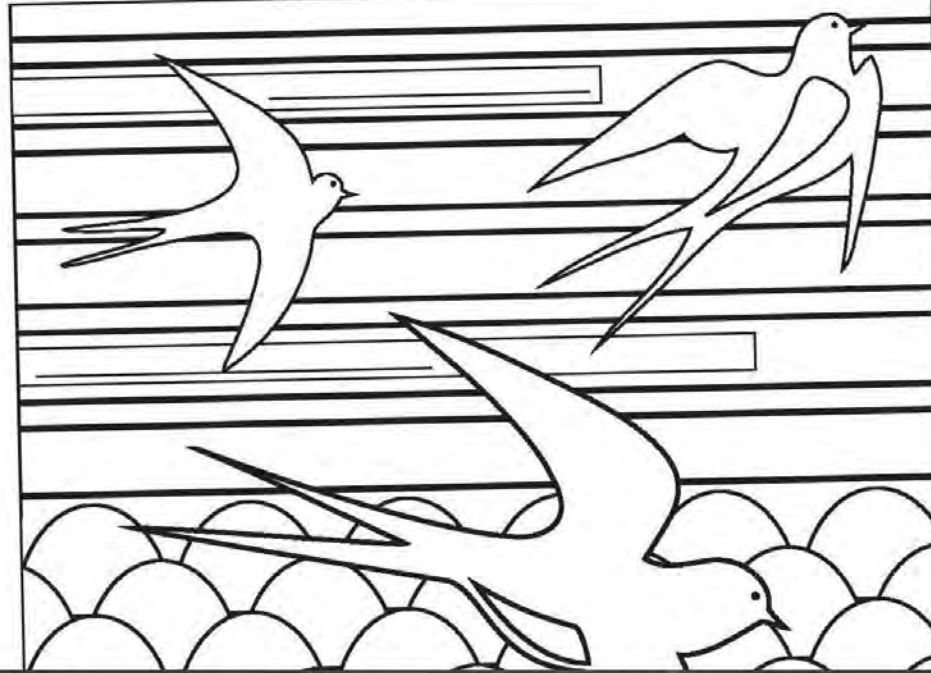
RHYTHM can create a sense of flow, movement, and unity in a work of art.  
RHYTHM can be created by repeating the elements of art such as line, shape, and colour.  
There are different types of RHYTHM, check out some examples below.

## EXAMPLES OF RHYTHM




# RHYTHM

Add colour to the image below.  
Label the parts of the picture that show alternating rhythm, regular rhythm, and progressive rhythm.



# RHYTHM

Create a drawing below that shows alternating, progressive, and regular rhythm.



# ACTIVITY:

COLOUR & COLOR SPELLINGS

BLACK AND WHITE VERSION 3 PAGES



# TEACHERS LOVE THESE ART PRODUCTS:



"Used this resource with my Grade 3s as they LOVE art. Worksheets are fantastic and easy to follow. My students really enjoyed it!"



"This was super engaging for my kids! It was an independent work that they would complete in small groups. They had a blast!"



# CHECK OUT MORE PRODUCTS:

**ART PROJECT**  
ARTIST TRADING CARDS

LOOK BETWEEN THE LINES  
BY WHITNEY PARNELL

ARTIST TRADING CARDS:  
LESSON PLAN, HANDOUTS, CHECKLIST,  
CRITIQUE, PRESENTATION

**GRAB & GO**  
24 ELEMENTARY ART LESSONS

LOOK BETWEEN THE LINES  
BY WHITNEY PARNELL

4 PROJECTS PER GRADE IN  
KINDERGARTEN TO 5TH

**ART ELEMENTARY**  
14 PROJECTS  
2 CLAY UNITS

LOOK BETWEEN THE LINES  
BY WHITNEY PARNELL

14 PROJECTS  
COIL, PINCH POT, SLAB, SCULPTING, MORE  
EVERYTHING FOR 2 K-5TH CLAY UNITS

**ELEMENTARY ART**  
Autumn Leaf Painting

Lesson plan, presentations  
worksheet, & rubric

LOOK BETWEEN THE LINES  
BY WHITNEY PARNELL

Positive & Negative Space, Overlapping, & Color

**ART ELEMENTARY**  
MARKER MONOPRINT PROJECT

LOOK BETWEEN THE LINES  
BY WHITNEY PARNELL

PRINTMAKING PROJECT:  
GARDEN MARKER PRINT  
FOR ELEMENTARY OR MIDDLE SCHOOL

**ACTIVITY PRINCIPLES OF DESIGN**  
10 WORKSHEETS  
PRINCIPLES OF DESIGN

LOOK BETWEEN THE LINES  
BY WHITNEY PARNELL

FRONT & BACK WORKSHEETS  
WITH ACTIVITIES & DIGITAL  
FILL IN OPTIONS

Check out more projects for elementary through high school students.

Grab early finishers for those quick artists or an entire curriculum so you can focus on teaching.

[VIEW MORE HERE](#)



# LOOK BETWEEN THE LINES

## BY WHITNEY PANETTA



I'm Whitney, a former art teacher turned art curriculum developer. I now focus on designing art lessons, resources, & full curriculums for elementary, middle, high school art teachers, homeschool parents, & general art enthusiasts.

I am so glad to still be connected to the world of art education and I love seeing my resources "in the wild" all over the globe. Reach out anytime with questions or comments at [whitneywpanetta@gmail.com](mailto:whitneywpanetta@gmail.com).