

ART ACTIVITY

REPETITION

PRINCIPLES OF DESIGN

REPETITION

PRINCIPLES OF DESIGN

REPETITION is taking part of a work of art and copying it over and over again.
 REPETITION can create PATTERNS and UNITY.
 Create REPETITION by repeating elements of art such as line, shape, and colour.

EXAMPLES OF REPETITION

<p>LINE Try creating repetition by repeating lines.</p>	<p>SHAPE Try creating repetition by repeating shapes.</p>	<p>COLOUR Try creating repetition by repeating colours.</p>
--	--	--

REPETITION

PRINCIPLES OF DESIGN

REPETITION is taking part of a work of art and copying it over and over again.
 REPETITION can create PATTERNS and UNITY.
 Create REPETITION by repeating elements of art such as line, shape, and color.

EXAMPLES OF REPETITION

<p>LINE Try creating repetition by repeating lines.</p>	<p>SHAPE Try creating repetition by repeating shapes.</p>	<p>COLOR Try creating repetition by repeating colors.</p>
--	--	--



PRINCIPLES OF DESIGN NAME: _____

REPETITION

Test out different LINES, SHAPES, and COLOURS below.
 Pick your favorites and repeat them to use REPETITION to create a PATTERN.

<p>LINE Try out different lines.</p>	<p>SHAPE Try out different shapes.</p>	<p>COLOUR Test out a range of colours.</p>
---	---	---

Use your favorite LINES, SHAPES, and COLOURS you tested above to create a one of a kind PATTERN.
 Don't forget to repeat them in the same way to create a successful PATTERN!

PRINCIPLES OF DESIGN NAME: _____

REPETITION

Add COLOURS to the repeating lines and shapes to create REPETITION and PATTERN.

PATTERN: When elements of art are repeated in the same way it creates a PATTERN.

INTRODUCE OR REVIEW THE PRINCIPLE, REPETITION
 INFO ON THE FRONT, 2 ACTIVITY OPTIONS ON THE BACK

PRINCIPLES OF DESIGN



This art activity is geared towards elementary age students but can be used for lower middle school.



Use as an introduction or review of the principles of design, early finisher, or sub plan activity.



Information on the front, 2 activity options for the back.



Printable handout, printable poster, color and colour spelling options.

WHAT YOU GET

Lesson pack includes:



Repetition Handout (3 pages)

-Information on the front

-2 Activity options on the back



Printable Poster (1 page)

PRINTABLE POSTER:

- Display in your classroom
- Print as a reference for each table.
- Share with students digitally.
- Print professionally or at school.


REPETITION

REPETITION is taking part of a work of art and copying it over and over again.
REPETITION can create PATTERNS and UNITY.
Create REPETITION by repeating elements of art such as line, shape, and color.

EXAMPLES OF REPETITION


LINE

Try creating repetition by repeating lines.




SHAPE

Try creating repetition by repeating shapes.




COLOR

Try creating repetition by repeating colors.



PATTERN: When elements of art are repeated in the same way it creates a PATTERN.




REPETITION

REPETITION is taking part of a work of art and copying it over and over again.
REPETITION can create PATTERNS and UNITY.
Create REPETITION by repeating elements of art such as line, shape, and color.

EXAMPLES OF REPETITION


LINE

Try creating repetition by repeating lines.



SHAPE

Try creating repetition by repeating shapes.




COLOR

Try creating repetition by repeating colors.



PATTERN: When elements of art are repeated in the same way it creates a PATTERN.



REPETITION

Test out different LINES, SHAPES, and COLOURS below.
Pick your favorites and repeat them to use REPETITION to create a PATTERN.

LINE

Try out different types of lines.

SHAPE

Try out different shapes.


COLOUR

Test out a range of colours.

Pick your favorite LINES, SHAPES, and COLOURS you tested above to create a one of a kind PATTERN.
Don't forget to repeat them in the same way to create a successful PATTERN.

REPETITION

Add COLOURS to the repeating lines and shapes to create REPETITION and PATTERN.



ACTIVITY:

INFO ON THE FRONT, 2 ACTIVITY OPTIONS FOR THE BACK
COLOR AND COLOUR SPELLING 3 PAGES

TEACHERS LOVE THESE ART PRODUCTS:



"Used this resource with my Grade 3s as they LOVE art. Worksheets are fantastic and easy to follow. My students really enjoyed it!"



"This was super engaging for my kids! It was an independent work that they would complete in small groups. They had a blast!"

CHECK OUT MORE PRODUCTS:

ART PROJECT
ARTIST TRADING CARDS

LOOK BETWEEN THE LINES
BY WHITNEY PARNELL

ARTIST TRADING CARDS:
LESSON PLAN, HANDOUTS, CHECKLIST,
CRITIQUE, PRESENTATION

GRAB & GO
24 ELEMENTARY ART LESSONS

LOOK BETWEEN THE LINES
BY WHITNEY PARNELL

4 PROJECTS PER GRADE IN
KINDERGARTEN TO 5TH

ART ELEMENTARY
14 PROJECTS
2 CLAY UNITS

LOOK BETWEEN THE LINES
BY WHITNEY PARNELL

14 PROJECTS
COIL, PINCH POT, SLAB, SCULPTING, MORE
EVERYTHING FOR 2 K-5TH CLAY UNITS

ELEMENTARY ART
Autumn Leaf Painting

Lesson plan, presentations
worksheet, & rubric

LOOK BETWEEN THE LINES
BY WHITNEY PARNELL

Positive & Negative Space, Overlapping, & Color

ART ELEMENTARY
MARKER MONOPRINT PROJECT

LOOK BETWEEN THE LINES
BY WHITNEY PARNELL

PRINTMAKING PROJECT:
GARDEN MARKER PRINT
FOR ELEMENTARY OR MIDDLE SCHOOL

ACTIVITY PRINCIPLES OF DESIGN
10 WORKSHEETS
PRINCIPLES OF DESIGN

LOOK BETWEEN THE LINES
BY WHITNEY PARNELL

FRONT & BACK WORKSHEETS
WITH ACTIVITIES & DIGITAL
FILL IN OPTIONS

Check out more projects for elementary through high school students.

Grab early finishers for those quick artists or an entire curriculum so you can focus on teaching.

[VIEW MORE HERE](#)

LOOK BETWEEN THE LINES

BY WHITNEY PANETTA



I'm Whitney, a former art teacher turned art curriculum developer. I now focus on designing art lessons, resources, & full curriculums for elementary, middle, high school art teachers, homeschool parents, & general art enthusiasts.

I am so glad to still be connected to the world of art education and I love seeing my resources "in the wild" all over the globe. Reach out anytime with questions or comments at whitneywpanetta@gmail.com.