

# ART ACTIVITY

## 45 DAILY SKETCHBOOK PROMPTS



TEACHER NOTES  
SKETCHBOOK SET UP

### Prompt 1:

- Get out your sketchbook and a pen with a cap.
- Place the pen in front of you.
- Create a sketch of the pen, with the cap on or off.
- Include as many details as you can:
  - Text on the pen.
  - How is the cap included?
  - Is it round or does it have flat sides?
  - Does your pen have a pattern?
  - Add the cast shadow.

### Prompt 5:

- Get out your sketchbook and a pencil.
- Design an alien from another planet.
- Add details:
  - Think about what planet they are from and how that impacts the way they look.
  - Think about their eyes, nose, and mouth (or lack of).
  - Think about their hairstyle.
  - What are they wearing?
  - How many limbs do they have?
  - If you have time, add color using colored pencils.

### Prompt 14:

- Get out your sketchbook and a pencil.
- Recreate the image of the phone in your sketchbook.
- Add value to your drawing to make it look three-dimensional.
- Think about:
  - Contrast and value.
  - Dark value, layer



# DAILY SKETCHBOOK PROMPTS

EVERY DAY FOR 9 WEEKS

# SKETCHBOOK



These sketchbook prompts were designed for middle school and high school art students, it can be adapted for upper elementary.



**Teach daily sketchbook habits and build drawing confidence.**



Lesson plan, teacher notes, prompt checklist.

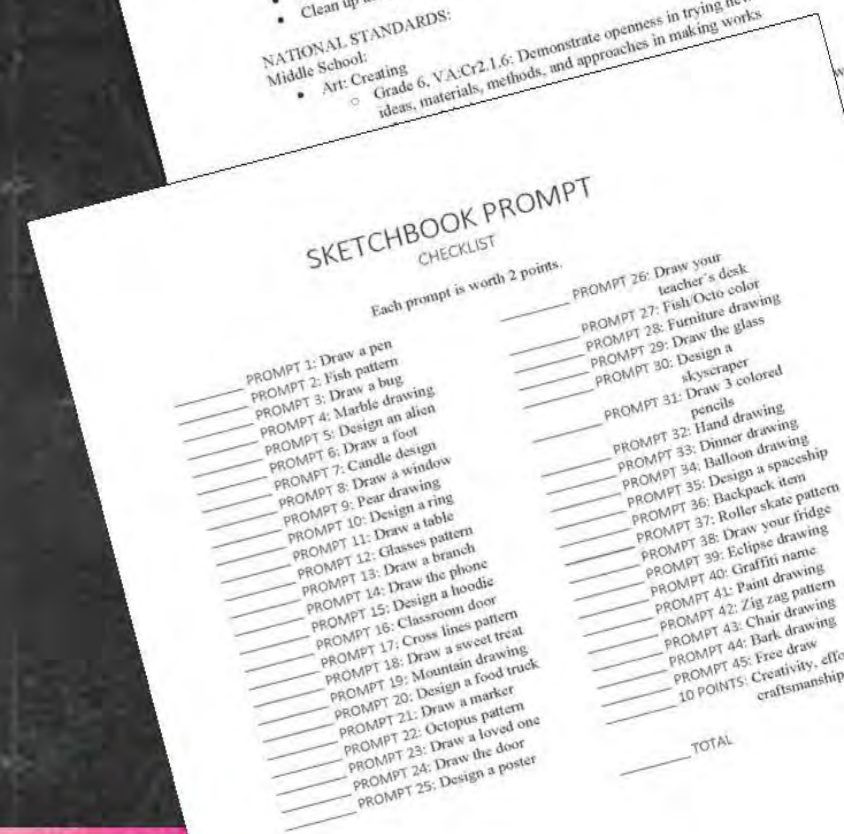
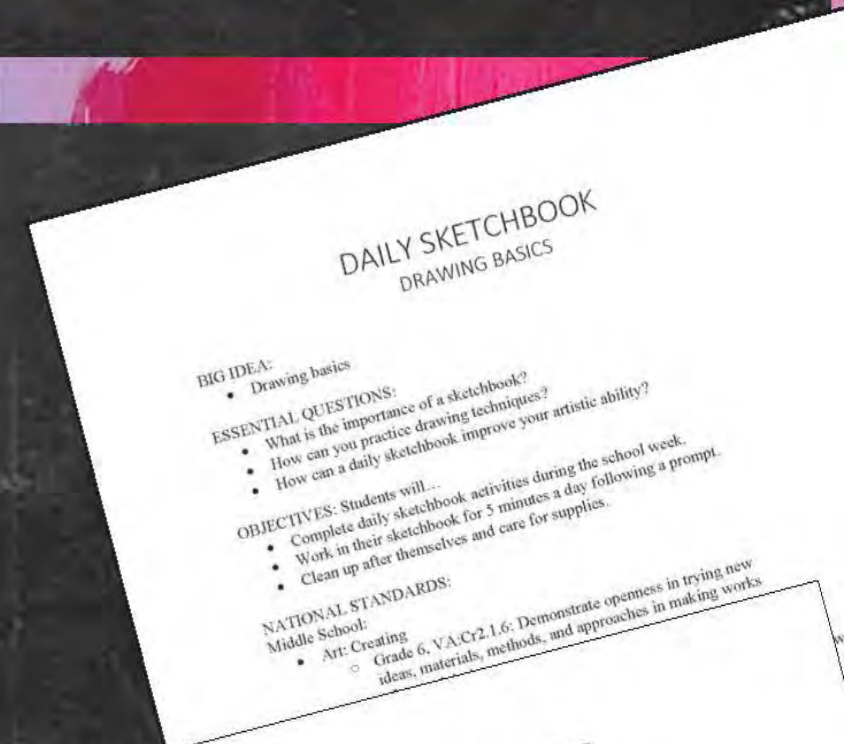


45 prompts to use every day for 9 weeks. Show one slide per day, class opener and bell ringer instructions included.

# WHAT YOU GET

## This Project Pack Includes:

- ✓ Lesson Plan (3 pages)
- ✓ Teacher Notes (1 pages)
- ✓ Presentation (51 slides)
- ✓ Opener, Bell Ringer Instructions
- ✓ Prompt checklist (1 page)



# LESSON PLAN & TEACHER NOTES:

- BIG IDEA
- ESSENTIAL QUESTIONS,
- US NATIONAL STANDARDS
- STEP-BY-STEP INSTRUCTIONS
- CLASSROOM SET UP
- TEACHING TIPS

& MORE!

## DAILY SKETCHBOOK DRAWING BASICS

### BIG IDEA:

- Drawing basics

### ESSENTIAL QUESTIONS:

- What is the importance of a sketchbook?
- How can you practice drawing techniques?
- How can a daily sketchbook improve your artistic ability?

### OBJECTIVES: Students will...

- Complete daily sketchbook
- 
- 

### NATIONAL Middle

- 

- VA:Cn10.1.HSII: Utilize inquiry methods of observation, research, and experimentation to explore unfamiliar subjects through art-making.

### SUPPLIES:

- Computer and projector or board to show slides.
- Sketchbooks
- Pencils
- Colored pencils or crayons
- Scissors
- Glue
- Mirrors

### PRODUCT:

- 45 completed sketchbook pages

### PRINTABLES:

- Assignment checklist

### ADDITIONAL RESOURCES:

- Project presentation

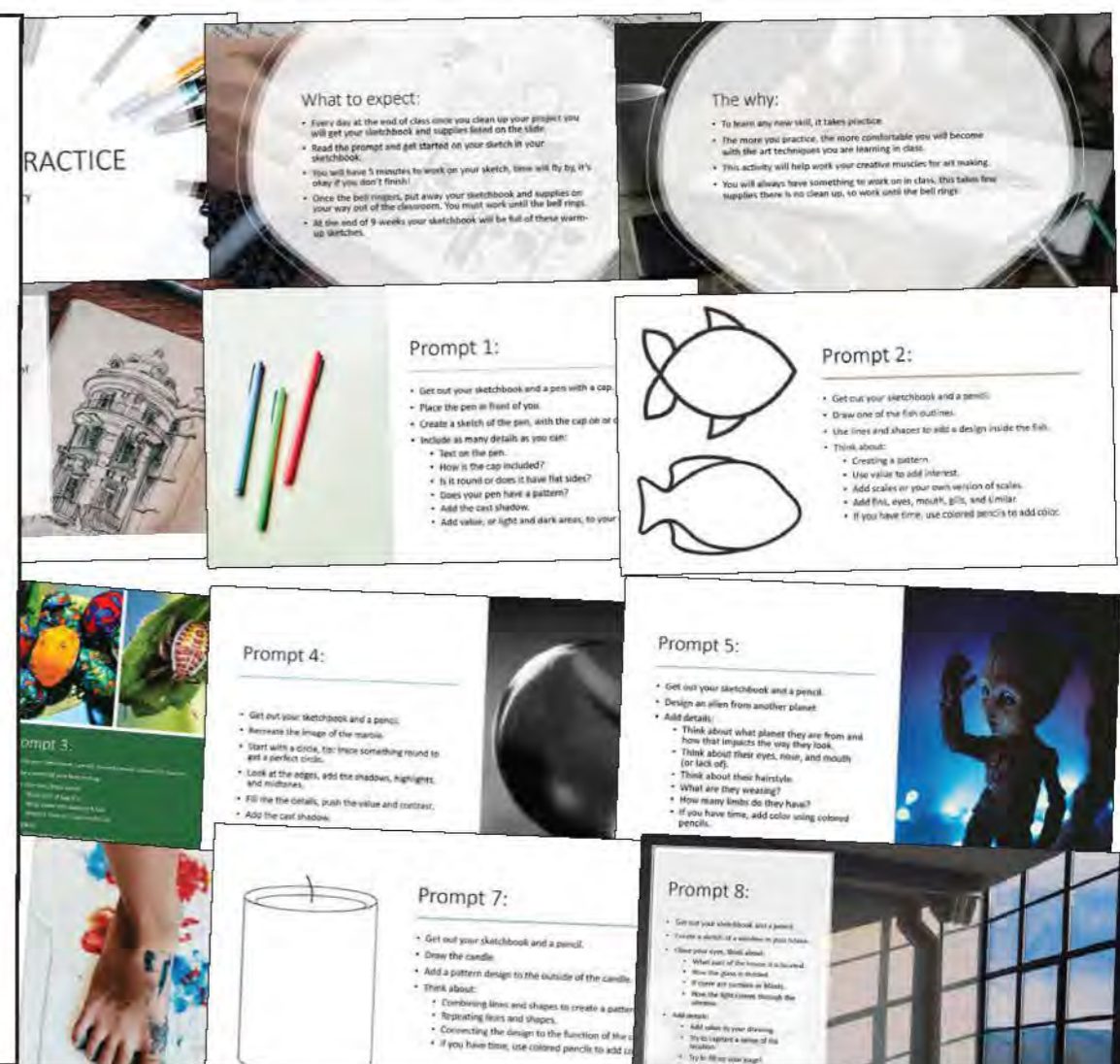
3

PAGES




## Prompt 29:

- Get out your sketchbook and a pencil.
- Draw the picture of the glass of water.
- Start with the contour line, or outline of the glass.
- Add the water line.
- Add value to create a three-dimensional look.
- Think about:
  - Where the highlight, or the lightest area, is.
  - How the values create a design in the glass.




# PRESENTATION:

SHOW ONE SLIDE PER DAY, 51 SLIDES



### TEACHER NOTES



#### SKETCHBOOK SET UP:

- Student can bring their own sketchbooks or make their own.
- I prefer to have students make their own sketchbook, I teach a different bookbinding technique in every class. With AP or upper-level art classes I provide a hardback sketchbook and students decorate the cover.
- Having students start the year with decorating their sketchbook will help buy in with the project.
- Making or decorating sketchbooks is the first project of the year. Students spend the first week of class (50 min. per class, class meets daily) creating their books. This is a great way to ease into the year with a hands off, student focused project.
- Check the sketchbook design as a half project grade.
- Sketchbook DIY options:
  - Decorate a manila folder, staple or hole punch and tie paper in.
  - Coptic bookbinding
  - Accordion sketchbook
  - Perfect bound sketchbook
  - Saddle stitch sketchbook
  - Belgian bookbinding

## SKETCHBOOK PROMPT CHECKLIST

Each prompt is worth 2 points.

- |                                      |   |
|--------------------------------------|---|
| _____ PROMPT 1: Draw a pen           | _____ PROMPT 26: Draw your teacher's desk |
| _____ PROMPT 2: Fish pattern         | _____ PROMPT 27: Fish/Octo color          |
| _____ PROMPT 3: Draw a bug           | _____ PROMPT 28: Furniture drawing        |
| _____ PROMPT 4: Marble drawing       | _____ PROMPT 29: Draw the glass           |
| _____ PROMPT 5: Design an alien      | _____ PROMPT 30: Design a skyscraper      |
| _____ PROMPT 6: Draw a foot          | _____ PROMPT 31: Draw 3 colored pencils   |
| _____ PROMPT 7: Candle design        | _____ PROMPT 32: Hand drawing             |
| _____ PROMPT 8: Draw a window        | _____ PROMPT 33: Dinner drawing           |
| _____ PROMPT 9: Pear drawing         | _____ PROMPT 34: Balloon drawing          |
| _____ PROMPT 10: Design a ring       | _____ PROMPT 35: Design a spaceship       |
| _____ PROMPT 11: Draw a table        | _____ PROMPT 36: Backpack item            |
| _____ PROMPT 12: Glasses pattern     | _____ PROMPT 37: Roller skate pattern     |
| _____ PROMPT 13: Draw a branch       | _____ PROMPT 38: Draw your fridge         |
| _____ PROMPT 14: Draw the phone      | _____ PROMPT 39: Eclipse drawing          |
| _____ PROMPT 15: Design a hoodie     | _____ PROMPT 40: Graffiti name            |
| _____ PROMPT 16: Classroom door      |   |
| _____ PROMPT 17: Cross lines pattern |   |
| _____ PROMPT 18: Draw a sweet treat  |   |

# TEACHER NOTES CHECKLIST

# TEACHERS LOVE MY ART ACTIVITIES:



"These are so well made and the prompts are helpful for students who may need more direction in understanding the principles. My special needs students colored, cut and glued them into their sketchbooks. Thank you!"



"This is a great way for students to practice what they have learned. Lots of fun and creative. Thank you."

# CHECK OUT MORE PRODUCTS:

**ART CRITIQUE ACTIVITY**  
29 HANDOUTS  
20 CRITIQUES  
12 LESSONS

**12** CRITIQUE LESSONS:  
20 ACTIVITIES TO  
MAKE CRITIQUES FUN

LOOK BETWEEN THE LINES  
BY SHARINNE PASTER

This product thumbnail features a collage of art critique-related materials. It includes a circular graphic with the title 'ART CRITIQUE ACTIVITY' and a list of contents: '29 HANDOUTS', '20 CRITIQUES', and '12 LESSONS'. Below this, there are various handouts and critique forms, some with colorful graphics and text like 'GO', 'STOP', '10 SECONDS', 'LINE', 'SPACE', 'PATTERN', and 'PROPORTION'. A large yellow number '12' is prominently displayed, along with the text 'CRITIQUE LESSONS: 20 ACTIVITIES TO MAKE CRITIQUES FUN'. A circular logo at the bottom left reads 'LOOK BETWEEN THE LINES BY SHARINNE PASTER'.

**ART POSTERS**  
11 PRINCIPLES  
OF DESIGN  
POSTERS

PRINTABLE POSTERS FOR  
YOUR CLASSROOM

LOOK BETWEEN THE LINES  
BY SHARINNE PASTER

This product thumbnail displays a grid of 11 colorful posters illustrating the principles of design. The posters are titled with terms like 'CONTRAST', 'BALANCE', 'REPETITION', 'VARIETY', 'UNITY', 'PROPORTION', and 'PATTERN'. A circular graphic at the top left contains the title 'ART POSTERS' and '11 PRINCIPLES OF DESIGN POSTERS'. Below the grid, the text reads 'PRINTABLE POSTERS FOR YOUR CLASSROOM'. A circular logo at the bottom left reads 'LOOK BETWEEN THE LINES BY SHARINNE PASTER'.

**ACTIVITY ELEMENTS OF ART**  
7 WORKSHEETS  
ELEMENTS OF ART

FRONT & BACK WORKSHEETS  
WITH ACTIVITIES & DIGITAL  
FILL IN OPTIONS

LOOK BETWEEN THE LINES  
BY SHARINNE PASTER

This product thumbnail shows a collection of worksheets for art elements. A circular graphic at the top left contains the title 'ACTIVITY ELEMENTS OF ART' and '7 WORKSHEETS ELEMENTS OF ART'. The background features various worksheets with diagrams and text for 'COLOR', 'LINE', 'SHAPE', 'VALUE', and 'TEXTURE'. Below the worksheets, the text reads 'FRONT & BACK WORKSHEETS WITH ACTIVITIES & DIGITAL FILL IN OPTIONS'. A circular logo at the bottom left reads 'LOOK BETWEEN THE LINES BY SHARINNE PASTER'.

Check out more printmaking projects for elementary through high school students.

Grab early finishers for those quick artists or an entire curriculum so you can focus on teaching.

**ART CLASS DECORATION**  
ART SUPPLY  
PRINTABLE  
LABELS

BRIGHT MOTIVATION  
EASY TO READ

LOOK BETWEEN THE LINES  
BY SHARINNE PASTER

This product thumbnail features a collage of art supply items with colorful labels. The labels include 'CHARCOAL', 'PAPER', 'PALLETS', 'KNIFE', 'PALETTE', 'COL', 'YARN & WOOL', 'PENS', 'CALLIGRAPHY', 'PASTEL', 'BRUSHES', 'GLUE', 'SCISSORS', 'RULER', 'PROTRACTOR', 'COMB', 'ERASER', 'STAPLER', 'HOLE PUNCH', 'SCREWDRIVER', 'NAIL FILE', 'SAND PAPER', 'SANDBLAST', 'STENCILS', 'MASKING TAPE', 'GLUE STICK', 'GLUE GUN', 'HOT GLUE', 'ELECTRIC SCISSORS', 'CUTTING MAT', 'MARKING TOOL', 'MARKING PEN', 'MARKING PENCIL', 'MARKING PENCIL SHARPENER', 'MARKING PENCIL ERASER', 'MARKING PENCIL ERASER', 'MARKING PENCIL ERASER', 'MARKING PENCIL ERASER', 'MARKING PENCIL ERASER'. A circular graphic at the top left contains the title 'ART CLASS DECORATION' and 'ART SUPPLY PRINTABLE LABELS'. Below the collage, the text reads 'BRIGHT MOTIVATION EASY TO READ'. A circular logo at the bottom left reads 'LOOK BETWEEN THE LINES BY SHARINNE PASTER'.

**Bundle Pack**  
20 ELEMENTS  
OF ART &  
PRINCIPLES  
OF DESIGN  
PRINTABLE  
POSTERS

LOOK BETWEEN THE LINES  
BY SHARINNE PASTER

This product thumbnail displays a grid of 20 posters for art elements and principles of design. The posters are titled with terms like 'RHYTHM', 'MOVEMENT', 'PATTERN', 'VARIETY', 'EMPHASIS', 'UNITY', 'REPETITION', 'BALANCE', 'PROPORTION', 'PATTERN', 'LINE', 'RHYTHM', 'EMPHASIS', 'BALANCE', 'VARIETY', 'TEXTURE', 'UNITY', 'SPACE', 'PRINTABLE POSTERS'. A circular graphic at the top left contains the title 'Bundle Pack' and '20 ELEMENTS OF ART & PRINCIPLES OF DESIGN PRINTABLE POSTERS'. Below the grid, the text reads 'LOOK BETWEEN THE LINES BY SHARINNE PASTER'.

**INTRO TO ART**  
A SEMESTER  
OF PAINTING  
IN ART

EVERYTHING YOU NEED  
FOR AN ENTIRE SEMESTER  
IN INTRO TO ART

LOOK BETWEEN THE LINES  
BY SHARINNE PASTER

This product thumbnail features a collage of art projects and worksheets. A circular graphic at the top left contains the title 'INTRO TO ART' and 'A SEMESTER OF PAINTING IN ART'. Below the collage, the text reads 'EVERYTHING YOU NEED FOR AN ENTIRE SEMESTER IN INTRO TO ART'. A circular logo at the bottom left reads 'LOOK BETWEEN THE LINES BY SHARINNE PASTER'.

[VIEW MORE HERE](#)



# LOOK BETWEEN THE LINES

## BY WHITNEY PANETTA



I'm Whitney, a former art teacher turned art curriculum developer. I now focus on designing art lessons, resources, & full curriculums for elementary, middle, high school art teachers, homeschool parents, & general art enthusiasts.

I am so glad to still be connected to the world of art education and I love seeing my resources "in the wild" all over the globe. Reach out anytime with questions or comments at [whitneywpanetta@gmail.com](mailto:whitneywpanetta@gmail.com).