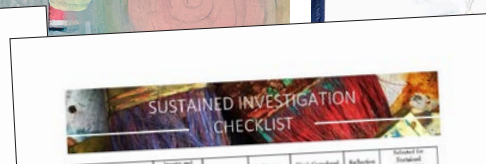
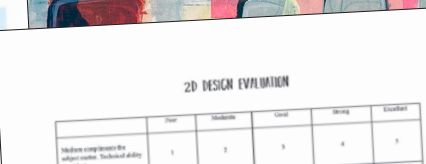



# AP<sup>©</sup> ART

## COMPLETE CURRICULUM 1 YEAR



900 PAGES, 14 PROJECTS, 15 SUSTAINED  
INVESTIGATION GUIDES, SELECTED WORKS, & EXHIBIT



AP<sup>©</sup> ART: GUIDED ASSIGNMENTS,  
SUSTAINED INVESTIGATION,  
SELECTED WORKS,  
EVERYTHING YOU NEED TO TEACH



# 1 YEAR CURRICULUM AP ART & DESIGN

14 GUIDED PROJECTS

LESSONS, PRESENTATIONS, RUBRICS

3 TIMELINE OPTIONS

SUSTAINED INVESTIGATION  
+ SELECTED WORKS

EVERY SINGLE DAY PLANNED





April 17  
stud friends who won't let me have anything  
I see how they act whenever she divides  
w/le Edwin ~~thinks~~ trying to catch  
kept  
a yellow bee stung me while I  
can't stop thinking what happened



SELF EVALUATION				
	Good	Medium	Good	Strong
How comfortable you are with your work	3	2	3	4
How much you enjoy your work	3	2	3	4
How much you are motivated to work	3	2	3	4

Large Scale Abstract Acrylic  
Line, Shape, Color

BIG IDEA:  
• Line, shape, color

ESSENTIAL QUESTIONS:  
• How can you think abstractly and translate that into an abstract work of art?  
• How can you emphasize either line, shape, or color in your abstract work of art?  
• How can you incorporate line, shape, and color into your work of art, how can you create a sense of balance, unity, and a focal point?  
• While incorporating line, shape, and color into your work of art, how can you create a sense of balance, unity, and a focal point?  
• What inquiries can you develop to help you work through this topic?

PACKAGING TAPE  
IMAGE TRANSFER

STEP 1. Print an image on a laser printer or use a high quality magazine image.

STEP 2. Use the tape to transfer the image to your work.

STEP 3. After the image is transferred, use the tape to create a new image.

STEP 4. Trim off any excess tape.

DESIGN FOCUS SKETCHBOOK

DUE:

After learning about project guidelines for the design focus, consider what questions you want to investigate through this project. Fill out the first page of the Guiding Questions worksheet. Investigate through this project. Complete the practice section of the worksheet by the end of the project and checked as your sketchbook grade. Complete the worksheet by the end of the project and checked as your sketchbook grade.

THINGS TO CONSIDER:  
• Remember to consider the rules of composition (rule of thirds, rule of fifths, etc.).  
• Remember to consider the rules of composition (rule of thirds, rule of fifths, etc.).  
• Remember to consider the rules of composition (rule of thirds, rule of fifths, etc.).

INSPIRATION

Project:  
Artist example name:  
Favorite work of art by this artist:  
Check out other artists who have a similar style, work in a similar medium, or use similar materials.  
Your pick artist example:  
Favorite work of art by this artist:

TWO POINT PERSPECTIVE

HOW TO DRAW A CITY BLOCK USING PERSPECTIVE

TWO POINT PERSPECTIVE: a form of LINEAR PERSPECTIVE. It uses two vanishing points on a HORIZON LINE to create the illusion of depth on a two-dimensional surface.

Place two vanishing points on a two-dimensional surface.

14 GUIDED PROJECTS  
STUDENTS SELECT 4 TO HELP INSPIRE,  
PRACTICE TECHNIQUES, AND PREPARE  
FOR SUSTAINED INVESTIGATION





A large, colorful rainbow header with the text "AP ART STICKER CHART" in white, bold, capital letters. Below the header is a grid with 10 columns and 10 rows. The columns are labeled with the following text: "STICKER NAME", "M1", "M2", "M3", "M4", "M5", "M6", "M7", "M8", "M9", "M10", "M11", "M12", "M13", "M14", "M15", "M16", "M17", "M18", "M19", "M20", "M21", "M22". The rows are labeled with the following text: "R1", "R2", "R3", "R4", "R5", "R6", "R7", "R8", "R9", "R10".

	First	Students	Good	Strong	Excellent
Students comprehend the subject matter. Technical ability is evident.	1	2	3	4	5
Decorative, imaginative, and creative.	1	2	3	4	5
Efficiency of use and presentation of design as related to an industrialized way to organize the subject.	1	2	3	4	5



**SUSTAINED INVESTIGATION CHECKLIST**

Project	Security and Information Coordinator Completed	Marketing Completed	Is Program Being Taken	Work Completed Being Taken	Reflection Question Completed	Submitted for External Investigation Committee
SR 1						
SR 2						

Name: \_\_\_\_\_

## 2D DESIGN CHECKLIST

Title of work: \_\_\_\_\_

Dimensions: \_\_\_\_\_

Element or Principle associated with work: \_\_\_\_\_

Explain what ideas are visually evident through this piece:  
\_\_\_\_\_  
\_\_\_\_\_  
\_\_\_\_\_


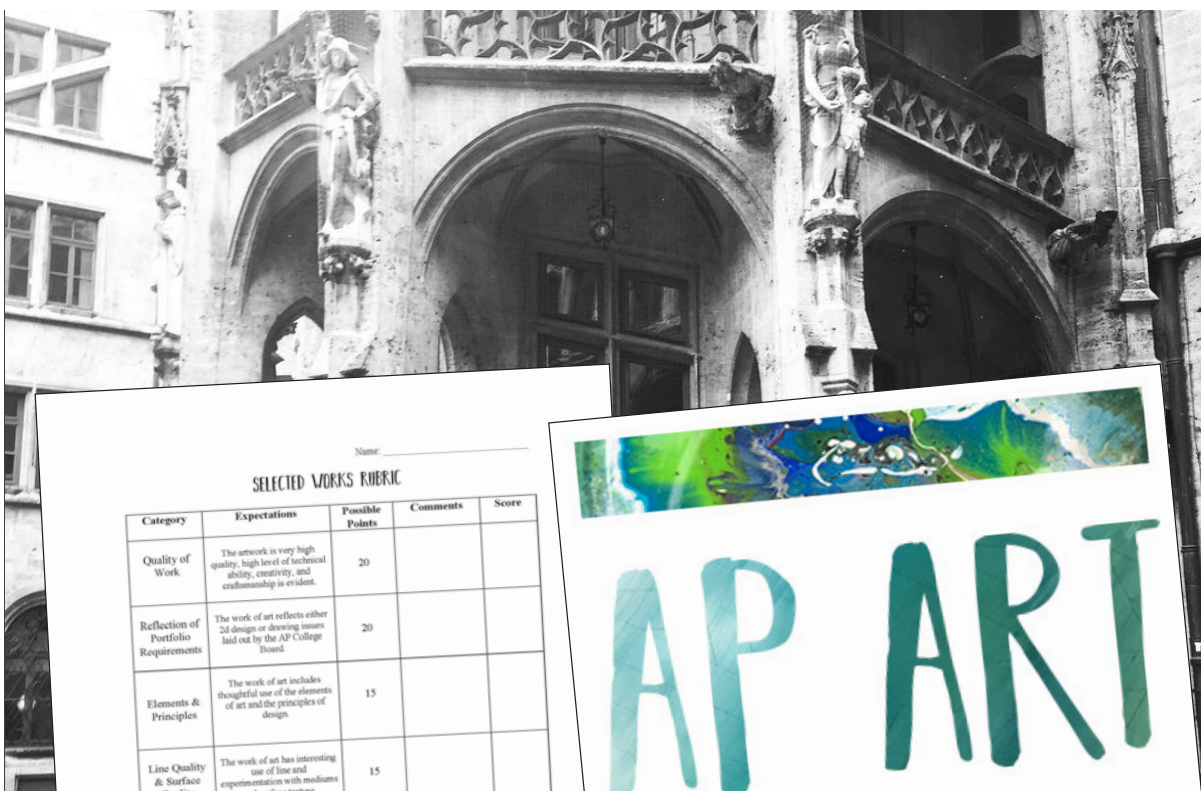
List what materials you used: \_\_\_\_\_

**DRAWING EVALUATION**

	First	Moderate	Good	Strong	Excellent
	1	2	3	4	5
Moderate compliments the subject matter. Technical ability is evident.					
Creative and	1	2	3	4	5

**SUSTAINED INVESTIGATION**  
EVERYTHING YOU NEED TO EXPLAIN, GUIDE,  
AND EVALUATE STUDENTS. MULTIPLE OPTIONS  
FOR NUMBER OF PIECES REQUIRED





**SELECTED WORKS**  
 A GUIDE TO WRAPPING THE YEAR,  
 HELPING STUDENTS COMPLETE THEIR  
 PORTFOLIO, SETTING UP AN AP EXHIBIT,  
 & MORE



# Advanced Placement (AP) Art Timeline

## SUSTAINED INVESTIGATION:

If time gets tight at the end of the semester, drop the two sustained investigation pieces of homework during the spring semester (#8, #11, #14). The AP Board has made it clear that they want to see in progress images of work. Swap these out for progress images. I recommend progress pictures as opposed to detailed shots to fill all 15 slots. Detailed work is not required for the final work.

## PROJECTS COMPLETED BY THE END OF FIRST SEMESTER:

- Guided Assignments start of school-beginning of October (halfway through first semester)
- Sustained Investigation 1
- Sustained Investigation 2
- Sustained Investigation 3
- Sustained Investigation 4
- Sustained Investigation 5

## HOMEWORK:

### SECOND SEMESTER:

- Sustained Investigation 6
- Sustained Investigation 6 sketchbook
- Sustained Investigation 7 sketchbook
- Sustained Investigation 8 sketchbook
- Sustained Investigation 8
- Sustained Investigation 9 sketchbook
- Sustained Investigation 10 sketchbook
- Sustained Investigation 11 sketchbook
- Sustained Investigation 11
- Sustained Investigation 12
- Sustained Investigation 12 sketchbook
- Sustained Investigation 13
- Sustained Investigation 13 sketchbook
- Sustained Investigation 14
- Sustained Investigation 14 sketchbook

\*By the end of the semester, students should have completed and uploaded their portfolios to the College Board website.

\*Their final grade should be based on the portfolio.

## SELECTED WORK:

\*If your school does not have a portfolio, students should be encouraged to get the form registration and upload it to the College Board website.

## Exhibit Teacher Tips:

\*If you have time, have your students select their favorite work of art to print on the front of a set of AP exhibit invites. These will go out to their friends, family, and faculty, limit 5 per student if needed. Otherwise ask the student how many they would like. This helps personalize the event.

but if money is tight place them in teacher boxes and send them to friends and family.

Use your school's library. Each student could get 2 easels, work on them, and display them in the library.

Have a slideshow that runs through every student's entire portfolio. This adds interest to the images into a slideshow, but it's a great way to showcase all the work.

## MISSION:

Completed and uploaded to College Board website. This includes sustained investigation.

Either mail invites or have students take them to pass out to the entire faculty with the invitation attached as a PDF or print them out.

## MISSION DEADLINE:

Up 8-10 works of art from the year and meet one on one to discuss the works to mail in.

## FINAL WEEKS:

- Have students stand with their work so they can answer question and discuss their work.
- Have the exhibit run for an hour or two.
- Have students take their work back to the classroom when it wraps up. Have them stack them in neat piles on the tables, this will help submission day run even smoother.

## SUBMISSION DEADLINE:

- Have student meet during a pre-designated time or during class.
- Pass out the paperwork and fill out each section TOGETHER. Make sure no one moves ahead or gets behind. Answer questions as they come up.
- Place the artwork in the portfolios.
- Allow the students to hang out while you call the students up one at a time to submit their digital portfolios. (Only if you want to do this step, it isn't necessary. At this point they should have already sent it to you, you should have looked over it a last time, and this is the final check and submit).

Left in the semester. The first few days after submission have the students take home work, and help with a

# TIMELINES

OVERVIEW FOR STUDENTS & TEACHERS,  
MULTIPLE OPTIONS TO PLAN YOUR YEAR



## SUSTAINED INVESTIGATION

### Inquiry Based Series of Artwork

#### BIG IDEA:

- Inquiry based series of artwork.

#### ESSENTIAL QUESTIONS:

- What topics, subject matter, and themes interest you?
- What materials and processes interest you?
- What past art projects were your favorite, why?
- What inquiries can stem from your interests to help guide your art investigation?

#### OBJECTIVES: Students will...

- Look at and discuss examples of 2d design and drawing based sustained investigations.
- Complete their sustained investigation homework assignments.
- Participate in in-progress critiques and final critiques of their artwork throughout the semester.
- Create 15 works of art that reflect a sustained investigation of their inquiries, ideas, materials, and processes.
- Fill out a guiding questions handout for each work of art.
- Upload a series of their sketches and piece as they work on it.
- Upload a sustained investigation piece.

- **Visual Arts/Responding:** VA:Re9.L.HSIII, Construct evaluations of a work of art or collection of works based on differing sets of criteria.
- **Visual Arts/Connecting:** VA:Cn10.L.HSIII, Synthesize knowledge of social, cultural, historical, and personal life with art-making approaches to create meaningful works of art or design.

#### SUPPLIES:

- Computers and projector to display PowerPoint.
- Computers for students to use for editing, research, etc.
- DSLR camera and Photoshop
- A range of base material for your students to use: paper, canvas, wood, cardboard, scratchboard, etc.
- A range of two dimensional materials such as paint, sharpies, pastels, charcoal, spray paint, collage paper, and other supplies your students might be interested in using.

#### RESOURCES:

- <https://collegeboard.org/pdf/ap-art-and-design-course-and-examples-of-art-2-d-design-and-3-d-design>
- <http://www.collegeboard.org/ap-art-and-design-course-and-examples-of-art-2-d-design-and-3-d-design>
- <http://www.collegeboard.org/ap-art-and-design-course-and-examples-of-art-2-d-design-and-3-d-design>
- Teacher

#### PRODUCT:

- 15

- Drawing sustained investigation checklist
- 2d design sustained investigation checklist
- Drawing evaluation sheet
- 2d design evaluation sheet
- 2d design checklist
- Drawing checklist
- Critique sheet talking points
- Rubric

#### BONUS:

- 2D design sustained investigation PowerPoint
- Drawing sustained investigation PowerPoint

#### VOCABULARY:

- Sustained investigation: A look at researching, creating, reflecting, and communicating art through materials, processes, and ideas that are guided by inquiries developed by the artist.
- Mixed Media: Using more than one mediums to create a work of art.
- Design: the creation of a plan (blueprint, diagram, drawing) or the construction of a system (story, logo, coding), system (business process), or measurable human behavior (e.g., the arrangement of opposite elements (light vs. dark, etc.) in a piece so

upload in-progress images of their pieces. Your students could create 10 final pieces with 5 showing their process.

- Homework timeline:
  - Your first sustained investigation homework assignment starts now and will be due in three weeks.
  - Homework concentration pieces are always due at the start of next week.
  - Approximately every other week you will have a new homework assignment due, typically project prep and sections for your sustained investigation pieces.
  - You can also work on homework assignments in class, but you must be able to keep on top of your in class work as well.
  - In progress and final critiques are not required for your sustained investigation homework pieces, but you can (and I encourage you) to include them in in-progress and final critiques of in class work.
- Pass out the guiding questions, checklist, and self-evaluation sheets. Either plan to pass them out the beginning of every two week period or pass out 15 per student now.
- Allow students to get started on their first sustained investigation pieces. Float and help as needed.
- Allow students to clean up the last few minutes of class.

#### Creating

- Have students get to work as soon as they arrive to class.
- Float and help as needed.
- Make sure students are following their portfolio guidelines, sticking with their topic, are thinking outside of the box, and have strong compositions.
- Make sure they are showing the different steps of creating their work of art through their artwork, writing, or process images, in particular: inquiry, investigation, practice, experimentation, revision, communication, and reflection.
- The last few minutes of class have students clean up.

#### In Progress Critique:

- Pass out the critique talking points worksheet to help guide conversation (if needed).
  - Ask who wants to talk first about their own work of art or about another student's work of art.
  - Discuss strengths and weaknesses. Try to start and end on a highlight.
  - Encourage the class to discuss every work of art.
  - Really discuss whether or not the inquiries being investigated are clear, what the topic is, how well ideas are being communicated, and how they are investigating their materials and processes.
- Have students get to work at the end of the critique.
- Allow students to clean up the last few minutes of class.

- from the day before, so skip through them unless from the day before.
- Discuss the writing section, explain that this will be of the semester but they need to consider these their pieces. This is repeat from the day before, unless question have come up from the day before.
- Go through suggestions for selecting a sustained developing inquiries.
- Go through the drawing specifics. Take questions

#### Final Critique, Self-Evaluation, and Submission

- Have students participate in a final critique. Not every work needs to be discussed. Encourage students who need help with final touches to ask questions and get feedback.
- After the critique have students wrap up their projects and get them ready to submit.
- Have each student fill out a 2D Design or drawing checklist worksheet.
- Have each student fill out a self-evaluation sheet.

#### Last full week of April:

- Assign the writing portion of the sustained investigation, due the following Friday. Both questions need to be answered, they need to site specific examples if needed. They also need to list their materials and processes for every work of art (each of these statements need to be 100 words or less)
- Read through their responses, edit them, and meet with them one on one to discuss them the following week.
- Have the students make changes and have an English teacher do a final edit.
- Final copies are due the first Friday of May.

#### Beginning of May: Finalizing Sustained Investigation

- Submission deadlines vary slightly every year, but typically land in the beginning of May.
- Have the sustained investigation pieces DUE the week before the electronic submission deadline.
- Due means all pieces are uploaded to the website ready for your final approval.
- Over the next week prepare their selected works and meet with them one on one to discuss final order and selections for both sustained investigation and selected works.
  - Their sustained investigation pieces created in the fall should've been uploaded at the end of semester 1 for their final grades or beginning of semester 2 (times may vary on availability of uploading to the website).
- Submit the electronic submissions as soon as the students have them finalized, aim for all of them to be submitted the day before the due date.

# LESSON PLANS

BIG IDEA, ESSENTIAL QUESTIONS, VOCABULARY,  
STEP-BY-STEP INSTRUCTIONS FOR GUIDED  
ASSIGNMENTS, SUSTAINED INVESTIGATION,  
SELECTED WORKS



## Sustained Investigation: 2D Design

### Investigating a Body of work

What is the sustained investigation section?

The writing section:

How do you develop your topic and inquiries?

What does it mean to do a 2D design based sustained investigation?

Examples:

- **MATERIALS:**  
Wood panel, paper, encaustic medium, oil paint, hot glue gun, heat gun
- **PROCESSES**  
Interviews, photo references, sketches, layered paper, encaustic, oil paint

Identify the questions that guided your sustained investigation

- **MATERIALS:**  
Digital camera,  
Photoshop
- **PROCESSES**  
Multiple angles using a  
DSLR, editing with  
Photoshop.
- **SIZE:**  
1400 x 1200 px, 200 dpi

# 18 PRESENTATIONS

WITH ARTWORK EXAMPLES, ARTIST  
EXEMPLARS, PROJECT INFORMATION,  
PORTFOLIO INFORMATION, & MORE



## SUSTAINED INVESTIGATION CONSIDERATION

DUE: \_\_\_\_\_

Make a list of 20 topic ideas for your sustained investigation. Write three inquiries investigate through each topic, for a total of 60 questions. Select the three topics that interest you most and list project ideas for 15 pieces. Remember, as you work through your projects may shift slightly, it's okay to be flexible.

### THINGS TO CONSIDER:

- Your interests.
- Favorite mediums.
- Favorite artists.
- Personal artistic style.
- Themes that you want to dive deeper into.
- What will hold your attention through 15 works of art.

## SUSTAINED INVESTIGATION START

DUE: \_\_\_\_\_

Complete the guided questions worksheet up to the experimentation section. Answer the questions on the worksheet and complete sketches and material experimentation in your sketchbook. You will complete the rest of the worksheet as you work through your piece.

### THINGS TO CONSIDER:

- How does this reflect your sustained investigation topic?
- How is this piece investigating your inquiry questions?
- For 2D Design portfolios: Does your piece reflect a design based work of art? Did you consider the elements of art and principles of design?
- For Drawing portfolios: Does your piece include attention to technique of your medium? Does your piece include line quality, surface quality, and value?

## SUSTAINED INVESTIGATION #2

DUE: \_\_\_\_\_

Complete the guided questions worksheet up to the experimentation section. Answer the questions on the worksheet and complete sketches and material experimentation in your sketchbook. You will complete the rest of the worksheet as you work through your piece.

### THINGS TO CONSIDER:

- How does this reflect your sustained investigation topic?
- How is this piece investigating your inquiry questions?
- For 2D Design portfolios: Does your piece reflect a design based work of art? Did you consider the elements of art and principles of design?
- For Drawing portfolios: Does your piece include attention to technique of your medium? Does your piece include line quality, surface quality, and value?

## SUSTAINED INVESTIGATION #3

DUE: \_\_\_\_\_

Complete the guided questions worksheet up to the experimentation section. Answer the questions on the worksheet and complete sketches and material experimentation in your sketchbook. You will complete the rest of the worksheet as you work through your piece.

### THINGS TO CONSIDER:

- How does this reflect your sustained investigation topic?
- How is this piece investigating your inquiry questions?
- For 2D Design portfolios: Does your piece reflect a design based work of art? Did you consider the elements of art and principles of design?
- For Drawing portfolios: Does your piece include attention to technique of your medium? Does your piece include line quality, surface quality, and value?

## SUSTAINED INVESTIGATION #4

DUE: \_\_\_\_\_

Complete the guided questions worksheet up to the experimentation section. Answer the questions on the worksheet and complete sketches and material experimentation in your sketchbook. You will complete the rest of the worksheet as you work through your piece.

### THINGS TO CONSIDER:

- How does this reflect your sustained investigation topic?
- How is this piece investigating your inquiry questions?
- For 2D Design portfolios: Does your piece reflect a design based work of art? Did you consider the elements of art and principles of design?
- For Drawing portfolios: Does your piece include attention to technique of your medium? Does your piece include line quality, surface quality, and value?

## SUSTAINED INVESTIGATION #5

DUE: \_\_\_\_\_

Complete the guided questions worksheet up to the experimentation section. Answer the questions on the worksheet and complete sketches and material experimentation in your sketchbook. You will complete the rest of the worksheet as you work through your piece.

### THINGS TO CONSIDER:

- How does this reflect your sustained investigation topic?
- How is this piece investigating your inquiry questions?
- For 2D Design portfolios: Does your piece reflect a design based work of art? Did you consider the elements of art and principles of design?
- For Drawing portfolios: Does your piece include attention to technique of your medium? Does your piece include line quality, surface quality, and value?

## SEMESTER LONG PROJECT

DUE: \_\_\_\_\_

Complete the guiding questions sheet and submit that along with in process pictures when you turn in your finished piece (either the semester long canvas or journal).

### THINGS TO CONSIDER, SEMESTER LONG CANVAS

- How has your piece transitioned over the semester?
- What materials did you experiment with? What did you learn as you went?
- Did your subject matter transition over the semester?

### THINGS TO CONSIDER, VISUAL JOURNAL:

- What materials did you experiment with? What did you learn by using them?
- Did you explore different topics through your pages?
- Did your topics shift as you worked through your pages?
- What did you discover as you worked on your pages?

## SUSTAINED INVESTIGATION

## SUSTAINED INVESTIGATION #6

DUE: \_\_\_\_\_

Over break complete the guided questions worksheet, create your sustained investigation piece #6, take in progress pictures, and a final picture. Your guided questions worksheet, pictures, and piece will be due the first day back from break.

### THINGS TO CONSIDER:

- How does this reflect your sustained investigation topic?
- How is this piece investigating your inquiry questions?
- For 2D Design portfolios: Does your piece reflect a design based work of art? Did you consider the elements of art and principles of design?
- For Drawing portfolios: Does your piece include attention to technique of your medium? Does your piece include line quality, surface quality, and value?

## SUSTAINED INVESTIGATION #7

DUE: \_\_\_\_\_

Complete the guided questions worksheet up to the experimentation section. Answer the questions on the worksheet and complete sketches and material experimentation in your sketchbook. You will complete the rest of the worksheet as you work through your piece.

### THINGS TO CONSIDER:

- How does this reflect your sustained investigation topic?
- How is this piece investigating your inquiry questions?
- For 2D Design portfolios: Does your piece reflect a design based work of art? Did you consider the elements of art and principles of design?
- For Drawing portfolios: Does your piece include attention to technique of your medium? Does your piece include line quality, surface quality, and value?

## SUSTAINED INVESTIGATION #8

DUE: \_\_\_\_\_

Complete the guided questions worksheet, create your sustained investigation piece in progress pictures, and a final picture. Your guided questions worksheet, pictures, and piece will be due all together.

### THINGS TO CONSIDER:

- How does this reflect your sustained investigation topic?
- How is this piece investigating your inquiry questions?
- For 2D Design portfolios: Does your piece reflect a design based work of art? Did you consider the elements of art and principles of design?
- For Drawing portfolios: Does your piece include attention to technique of your medium? Does your piece include line quality, surface quality, and value?

## SUSTAINED INVESTIGATION #9

DUE: \_\_\_\_\_

Complete the guided questions worksheet up to the experimentation section. Answer the questions on the worksheet and complete sketches and material experimentation in your sketchbook. You will complete the rest of the worksheet as you work through your piece.

### THINGS TO CONSIDER:

- How does this reflect your sustained investigation topic?
- How is this piece investigating your inquiry questions?
- For 2D Design portfolios: Does your piece reflect a design based work of art? Did you consider the elements of art and principles of design?
- For Drawing portfolios: Does your piece include attention to technique of your medium? Does your piece include line quality, surface quality, and value?

## SUSTAINED INVESTIGATION #10

DUE: \_\_\_\_\_

Complete the guided questions worksheet up to the experimentation section. Answer the questions on the worksheet and complete sketches and material experimentation in your sketchbook. You will complete the rest of the worksheet as you work through your piece.

### THINGS TO CONSIDER:

- How does this reflect your sustained investigation topic?
- How is this piece investigating your inquiry questions?
- For 2D Design portfolios: Does your piece reflect a design based work of art? Did you consider the elements of art and principles of design?
- For Drawing portfolios: Does your piece include attention to technique of your medium? Does your piece include line quality, surface quality, and value?

## SUSTAINED INVESTIGATION #11

DUE: \_\_\_\_\_

Complete the guided questions worksheet, create your sustained investigation piece #8, take in progress pictures, and a final picture. Your guided questions worksheet, pictures, and piece will be due all together.

### THINGS TO CONSIDER:

- How does this reflect your sustained investigation topic?
- How is this piece investigating your inquiry questions?
- For 2D Design portfolios: Does your piece reflect a design based work of art? Did you consider the elements of art and principles of design?
- For Drawing portfolios: Does your piece include attention to technique of your medium? Does your piece include line quality, surface quality, and value?

## SUSTAINED INVESTIGATION #12

DUE: \_\_\_\_\_

Complete the guided questions worksheet up to the experimentation section. Answer the questions on the worksheet and complete sketches and material experimentation in your sketchbook. You will complete the rest of the worksheet as you work through your piece.

### THINGS TO CONSIDER:

- How does this reflect your sustained investigation topic?
- How is this piece investigating your inquiry questions?
- For 2D Design portfolios: Does your piece reflect a design based work of art? Did you consider the elements of art and principles of design?
- For Drawing portfolios: Does your piece include attention to technique of your medium? Does your piece include line quality, surface quality, and value?

## SUSTAINED INVESTIGATION #13

DUE: \_\_\_\_\_

Complete the guided questions worksheet up to the experimentation section. Answer the questions on the worksheet and complete sketches and material experimentation in your sketchbook. You will complete the rest of the worksheet as you work through your piece.

### THINGS TO CONSIDER:

- How does this reflect your sustained investigation topic?
- How is this piece investigating your inquiry questions?
- For 2D Design portfolios: Does your piece reflect a design based work of art? Did you consider the elements of art and principles of design?
- For Drawing portfolios: Does your piece include attention to technique of your medium? Does your piece include line quality, surface quality, and value?

## SUSTAINED INVESTIGATION #14

DUE: \_\_\_\_\_

Complete the guided questions worksheet, create your sustained investigation piece #8, take in progress pictures, and a final picture. Your guided questions worksheet, pictures, and piece will be due all together.

### THINGS TO CONSIDER:

- How does this reflect your sustained investigation topic?
- How is this piece investigating your inquiry questions?
- For 2D Design portfolios: Does your piece reflect a design based work of art? Did you consider the elements of art and principles of design?
- For Drawing portfolios: Does your piece include attention to technique of your medium? Does your piece include line quality, surface quality, and value?

# 22 HOMEWORK ASSIGNMENTS

## SKETCHBOOK ASSIGNMENTS FOR

## GUIDED ASSIGNMENTS, PREPARING FOR THEIR

## SUSTAINED INVESTIGATION, & MORE



## 2D DESIGN VS. DRAWING PORTFOLIO

- Name: \_\_\_\_\_

- ### 3. PRACTICE:

- Complete at least three sketches in your sketchbook testing out composition, focal point, and technique.
- Test out your materials in your sketchbook.
- Work in your sketchbook until you feel confident in the direction you want to go, then start on your final piece.

- #### 4. EXPERIMENTATION:

- a. Don't be afraid to try something new!
- b. Experiment in your sketchbook and on your final piece, you can always cover up or change what you don't like.
- c. Try adding something unexpected.

5. REVISION:

- As you start working on your piece, don't be afraid to try something new.
- If something isn't working, go in a different direction.
- Consider feedback from critiques and discussions.

6. COMMUNICATION:

- In discussion with peers and in writing. Revise your piece as needed.
- As you work through the steps of the writing process, are you answering the guiding questions, are you answering them more fully?
- As you work through your writing, are you answering the guiding questions, are you answering them more fully?
- Document as you go! Take pictures of your progress.

7. REFLECTION:

- a. Explain what ideas are visually

- b. List what materials you used:

- c. Explain what processes you use

Name: \_\_\_\_\_

## GUIDING QUESTIONS

## DIGGING DEEPER INTO ARTMAKING

**DIGGING DEEPER INTO ARTMAKING**  
Answer the Inquiry and Investigation questions, then write your three guiding questions below for easy reference.

Guiding Question 1: \_\_\_\_\_

Guiding Question 2: \_\_\_\_\_

Guiding Question 3:

## CRITIQUE REMINDERS

Always carefully look at every work of art before starting a critique. Focus on details, composition, subject matter, medium, all the different components that come together to create the work of art. Try not to move to the interpretation stage until you have a good handle on the visual and design elements of the work of art.

**DON'T FORGET:**

**DON'T FORGET:**

them down. Make sure your feedback is

t." Get specific: "I love the way the red

the artist?

### DINTS:

of design utilized?

of design utilized?  
 An element of art or principle of design, what  
 stands out most in the piece? Ex: Repetition)  
 in a Drawing portfolio?

ject matter of the artwork?

Technical ability?  
you change?

work of art?

...own work of art?

# AP ART STICKER CHART

[illegible]

# HANDOUTS

TO ACCOMPANY EVERY PROJECT, STICKER  
CHART, INFO SHEETS, 2D DESIGN  
VS. DRAWING, GUIDING QUESTIONS, & MORE



2D DESIGN EVALUATION

	Poor	Moderate	Good	Strong
Medium compliments the subject matter. Technical ability is evident.	1	2	3	4
Inventive, imaginative, and creative.	1	2	3	4
Elements of art and principles of design are used in an intentional way to organize the subject matter.	1	2	3	4

DRAWING EVALUATION

	Poor	Moderate	Good	Strong	Excellent
Medium compliments the subject matter. Technical ability is evident.	1	2	3	4	5
Inventive, imaginative, and creative.	1	2	3	4	5
Line quality and mark making is interesting, well used and	1	2	3	4	5

Name: \_\_\_\_\_

SUSTAINED INVESTIGATION RUBRIC

Category	Expectations	Possible Points	Comments	Score

Name: \_\_\_\_\_

DRAWING CHECKLIST

Title of work: \_\_\_\_\_

Dimensions: \_\_\_\_\_

Element or Principle associated with work: \_\_\_\_\_

Explain what ideas are visually evident through this piece:

\_\_\_\_\_

\_\_\_\_\_

\_\_\_\_\_

List what materials you used:

\_\_\_\_\_

\_\_\_\_\_

\_\_\_\_\_

Explain what processes you used to create this work of art:

\_\_\_\_\_

\_\_\_\_\_

\_\_\_\_\_

CHECK ALL THAT APPLY:

Name: \_\_\_\_\_

2D DESIGN CHECKLIST

Title of work: \_\_\_\_\_

Dimensions: \_\_\_\_\_

Element or Principle associated with work: \_\_\_\_\_

Explain what ideas are visually evident through this piece:

\_\_\_\_\_

\_\_\_\_\_

\_\_\_\_\_

List what materials you used:

\_\_\_\_\_

\_\_\_\_\_

\_\_\_\_\_

Explain what processes you used to create this work of art:

\_\_\_\_\_

\_\_\_\_\_

\_\_\_\_\_

SELF EVALUATION

	Poor	Moderate	Good	Strong	Excellent
1					

SUSTAINED INVESTIGATION CHECKLIST

	Inquiry and Investigation Questions Completed:	Sketches Completed	In Progress Pictures Taken	Work Completed Final Picture Taken	Reflection Questions Completed	Selected for Sustained Investigation Uploaded to Website
SI 1						
SI 2						
SI 3						
SI 4						
SI 5						
SI 6						
SI 7						

EVALUATIONS

2D & DRAWING PORTFOLIO CHECKLISTS,  
SELF EVALUATION, RUBRICS FOR EVERY  
ASSIGNMENT